

Carl Keller

CARL FISCHER'S
MUSIC LIBRARY

No. 500

HANS SITT

Op. 92

TECHNICAL STUDIES

FOR

VIOLIN

PART I

Exercises and Studies for the Cultivation
of the Left Hand

BOOK I

Exercises in the First Position

Price \$1 10

in U. S. A.

R

MT
265
.558x
Op. 92
Vol. 1

CARL FISCHER'S MUSIC LIBRARY

Nos. 500-505

HANS SITT

Op. 92

Technical Studies

for

Violin

FIRST PART

Exercises and Etudes
for the Cultivation of the left Hand

BOOK I

Exercises in the First Position

BOOK II

Exercises in the Various Positions
In Shifting from One Position to
another and Chromatic Exercises

BOOK III

Double- Stopping
Thirds, Sixths and Octaves

SECOND PART

Exercises and Etudes
for the special Development of the right hand

BOOK IV

The long sustained stroke producing the singing tone
The broad detached stroke. The hammered (martele) stroke

BOOK V

The detached stroke Exercises in
various styles of bowing
Broken Chords with various
styles of bowing. Staccato

BOOK VI

Spiccato (The thrown stroke) The
short skipping bow (sautillé)
Ricochet (Thrown Staccato) Arpeggio
with various styles of bowing.
Three-and four-part chords

Carl Fischer

BOSTON NEW YORK CHICAGO

I. E String - E Saite - Corde du mi
II. A String - A Saite - Corde du la
III. D String - D Saite - Corde du ré
IV. G String - G Saite - Corde du sol

Nº 1.

Finger - Exercises on one string


▣. Down-bow. *Herunterstrich:*
Coup d'archet en tirant.
V. Up-bow. *Hinaufstrich.*
Coup d'archet en poussant.
1. Leave the fingers down
Finger liegen lassen.
On laisse rester les doigts.

Fingerübungen
auf einer Saite


Exercices de doigts
sur une corde

HANS SITT, Op. 92!

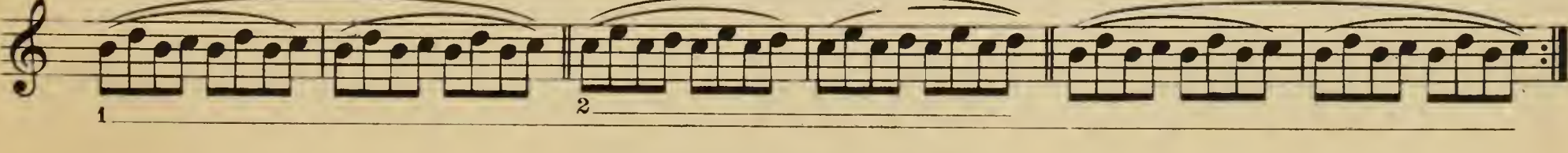
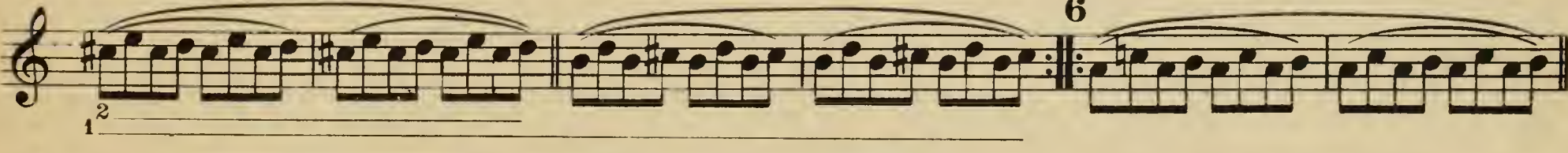
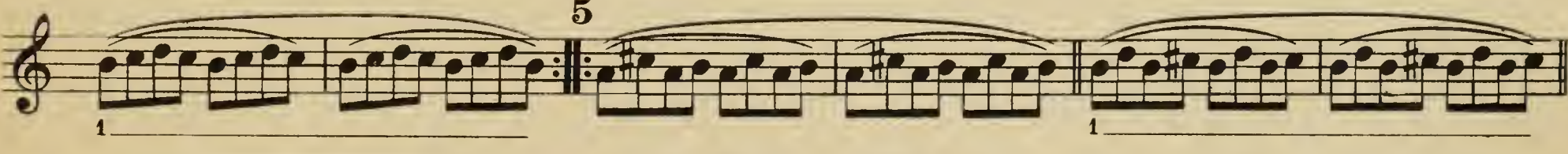
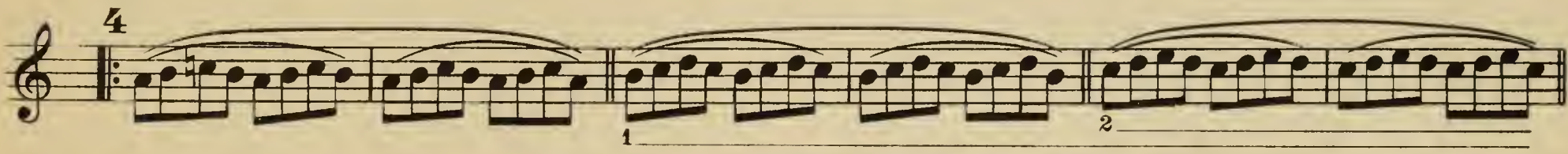
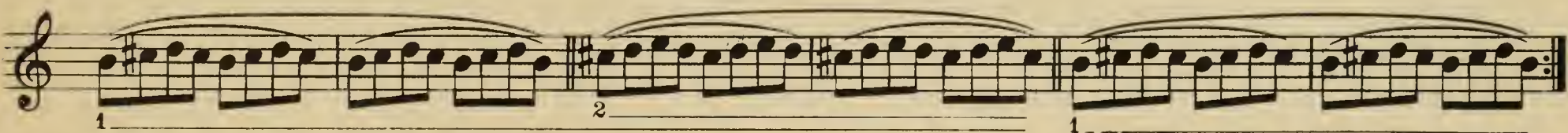
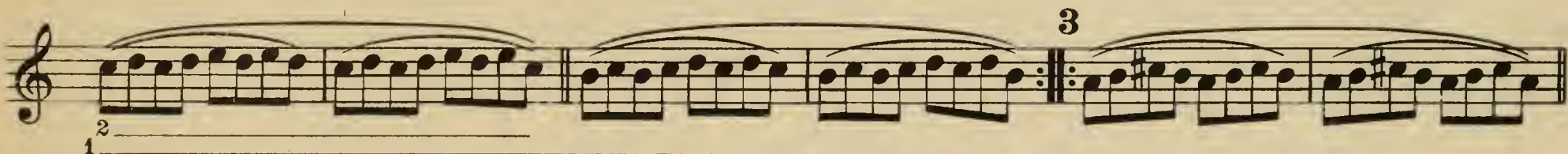
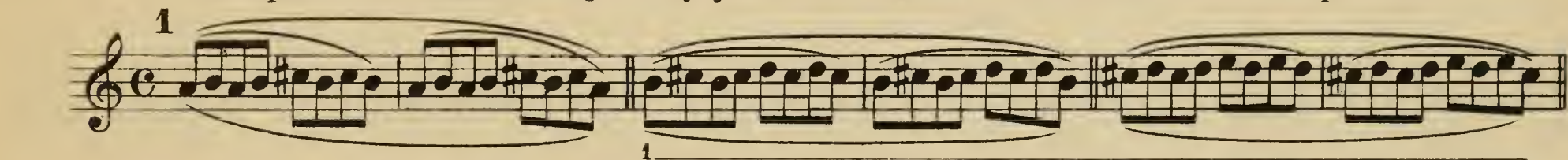
To be played in slow tempo. (Each group is to be repeated at least four times.)
Ausführung im langsamen Zeitmass. (Jede Gruppe ist mindestens viermal zu wiederholen.)
Exécution en mouvement lent. (Chaque groupe doit se répéter 4 fois, au moins.)



To be played in quick tempo. *Ausführung im raschen Zeitmass.* Exécution en mouvement rapide.



To be practised on each string. *Auf jeder Saite zu üben.* A travailler sur chaque corde.



This page contains 14 systems of musical notation, numbered 7 through 20. Each system consists of a single staff of music with a treble clef and a key signature of one sharp (F#). The notation is primarily composed of sixteenth-note runs, often grouped in pairs or fours. Each system includes first and second endings, indicated by double bar lines with repeat dots. Fingering numbers (1, 2, 3) are placed below the notes to indicate fingerings. The systems are as follows:

- System 7:** Starts with a repeat sign. First ending: 4 measures. Second ending: 2 measures.
- System 8:** Starts with a repeat sign. First ending: 4 measures. Second ending: 2 measures.
- System 9:** Starts with a repeat sign. First ending: 4 measures. Second ending: 2 measures.
- System 10:** Starts with a repeat sign. First ending: 4 measures. Second ending: 2 measures.
- System 11:** Starts with a repeat sign. First ending: 4 measures. Second ending: 2 measures.
- System 12:** Starts with a repeat sign. First ending: 4 measures. Second ending: 2 measures.
- System 13:** Starts with a repeat sign. First ending: 4 measures. Second ending: 2 measures.
- System 14:** Starts with a repeat sign. First ending: 4 measures. Second ending: 2 measures.
- System 15:** Starts with a repeat sign. First ending: 4 measures. Second ending: 2 measures.
- System 16:** Starts with a repeat sign. First ending: 4 measures. Second ending: 2 measures.
- System 17:** Starts with a repeat sign. First ending: 4 measures. Second ending: 2 measures.

This musical score consists of ten staves of music, numbered 18 through 27. Each staff begins with a treble clef and a key signature of one sharp (F#). The music is written in a rhythmic style with eighth notes, often beamed in groups of four. Slurs are used to group these eighth notes across measures. Measure numbers 18, 19, 20, 21, 23, 24, 25, 26, and 27 are printed above their respective staves. Fingerings are indicated by numbers 1 and 2 below the notes. Repeat signs with first and second endings are used throughout the piece. The notation is clear and professional, typical of a published guitar method book.

This musical score consists of ten staves of music, numbered 28 through 37. Each staff begins with a treble clef and a repeat sign. The music is written in a single melodic line with various accidentals (sharps, flats, naturals) and fingerings (numbers 1 and 2) indicated below the notes. Slurs are used to group notes across measures. Measure 28 starts with a repeat sign and a first-finger fingering. Measure 29 features a repeat sign and a first-finger fingering. Measure 30 has a repeat sign and a first-finger fingering. Measure 31 includes a repeat sign and a first-finger fingering. Measure 32 shows a key signature change to one flat and a first-finger fingering. Measure 33 has a repeat sign and a first-finger fingering. Measure 34 includes a repeat sign and a first-finger fingering. Measure 35 starts with a repeat sign and a first-finger fingering. Measure 36 features a repeat sign and first-finger fingerings. Measure 37 includes a repeat sign and first-finger fingerings. The piece concludes with a final whole note chord.

Nº 2.
Etude

Allegro moderato

The musical score consists of 13 staves of music, each containing three measures. The notation includes various rhythmic values such as eighth and sixteenth notes, often beamed together. Slurs are used to group notes across measures. The key signature changes throughout the piece, starting with a single sharp (F#) and moving through various combinations of sharps and flats. The tempo is marked 'Allegro moderato'. The score concludes with a final measure on the 13th staff, marked with a fermata and a final chord.

No 3.

To be practised on each string

Auf jeder Saite zu üben

A travailler sur chaque corde

To be played as on page 3
Ausführung wie auf Seite 3
Exécution voir page 3

A

B

1

2

3

4

5

6

7

8

9

10

11

12

13

14

15

16

17

18

19

20

21

22

23

24

This page contains a musical score for 14 measures, numbered 11 through 24. Each measure is written on a single staff in treble clef. The notes are grouped into pairs of eighth notes, with each pair enclosed in a slur. The key signature is one sharp (F#), and the time signature is 2/4. The music consists of a continuous sequence of eighth-note pairs, with some measures containing accidentals (sharps and naturals) on specific notes. The notation is consistent throughout the page, with a double bar line appearing after every two measures.

Nº 4. Etude

Allegro moderato

The musical score consists of ten staves of music. The first staff begins with a treble clef, a common time signature (C), and a dynamic marking of *mf*. The music is characterized by continuous eighth-note patterns, often grouped into pairs or fours with slurs. Various musical notations are used throughout, including ties, slurs, and dynamic markings such as *mf*. The piece concludes with a double bar line and a final chord.

Nº 5.

To be practised on each string

Auf jeder Saite zu üben

A travailler sur chaque corde

The musical score consists of 15 numbered exercises, each written on a single staff in treble clef with a common time signature (C). The exercises are as follows:

- Exercise 1:** A sequence of eighth notes starting with a sharp sign (F#), followed by a repeat sign.
- Exercise 2:** A sequence of eighth notes starting with a sharp sign (F#), followed by a repeat sign.
- Exercise 3:** A sequence of eighth notes starting with a sharp sign (F#), followed by a repeat sign.
- Exercise 4:** A sequence of eighth notes starting with a sharp sign (F#), followed by a repeat sign.
- Exercise 5:** A sequence of eighth notes starting with a sharp sign (F#), followed by a repeat sign.
- Exercise 6:** A sequence of eighth notes starting with a sharp sign (F#), followed by a repeat sign.
- Exercise 7:** A sequence of eighth notes starting with a sharp sign (F#), followed by a repeat sign.
- Exercise 8:** A sequence of eighth notes starting with a sharp sign (F#), followed by a repeat sign.
- Exercise 9:** A sequence of eighth notes starting with a sharp sign (F#), followed by a repeat sign.
- Exercise 10:** A sequence of eighth notes starting with a sharp sign (F#), followed by a repeat sign.
- Exercise 11:** A sequence of eighth notes starting with a sharp sign (F#), followed by a repeat sign.
- Exercise 12:** A sequence of eighth notes starting with a sharp sign (F#), followed by a repeat sign.
- Exercise 13:** A sequence of eighth notes starting with a sharp sign (F#), followed by a repeat sign.
- Exercise 14:** A sequence of eighth notes starting with a sharp sign (F#), followed by a repeat sign.
- Exercise 15:** A sequence of eighth notes starting with a sharp sign (F#), followed by a repeat sign.

This musical score consists of ten staves of music, numbered 16 through 33. Each staff contains a sequence of notes, primarily eighth and sixteenth notes, often grouped with slurs. The notation includes various accidentals (sharps, flats, naturals) and repeat signs. The key signature changes throughout the piece, starting with one sharp (F#) and ending with one flat (Bb). The final measure (33) includes four '1' fingerings under the notes.

Nº 6. Etude

a) Allegro moderato

First musical staff, treble clef, key signature of one sharp (F#), common time signature (C). It begins with a quarter rest followed by a series of eighth notes grouped in pairs and then in groups of four, all under a single slur.

b) Allegro

Second musical staff, treble clef, key signature of one sharp (F#), common time signature (C). It continues the eighth-note pattern from the first staff, with some notes marked with a '0' for fingering.

Third musical staff, treble clef, key signature of one sharp (F#), common time signature (C). It continues the eighth-note pattern, with notes marked with '2' and '4' for fingering.

Fourth musical staff, treble clef, key signature of one sharp (F#), common time signature (C). It continues the eighth-note pattern, with notes marked with '4', '1', and '2' for fingering.

Fifth musical staff, treble clef, key signature of one sharp (F#), common time signature (C). It continues the eighth-note pattern, with notes marked with '0' and '4' for fingering.

Sixth musical staff, treble clef, key signature of one sharp (F#), common time signature (C). It continues the eighth-note pattern, with notes marked with '4' for fingering.

Seventh musical staff, treble clef, key signature of one sharp (F#), common time signature (C). It continues the eighth-note pattern, with notes marked with '0', '3', and '0' for fingering.

Eighth musical staff, treble clef, key signature of one sharp (F#), common time signature (C). It continues the eighth-note pattern, with notes marked with '3', '4', '1', and '2' for fingering.

Ninth musical staff, treble clef, key signature of one sharp (F#), common time signature (C). It continues the eighth-note pattern, with notes marked with '1', '2', and '1', '2' for fingering.

Tenth musical staff, treble clef, key signature of one sharp (F#), common time signature (C). It continues the eighth-note pattern, with notes marked with '1', '2', and '3', '4', '3' for fingering.

Eleventh musical staff, treble clef, key signature of one sharp (F#), common time signature (C). It concludes the piece with a final eighth-note group marked with '2', '4', '2' and '4' for fingering, ending with a double bar line and a repeat sign.

To be practised on each string

Auf jeder Saite zu üben

A travailler sur chaque corde

The image displays a musical score for guitar exercise No. 7, consisting of 17 numbered staves. Each staff contains a sequence of sixteenth-note patterns, often grouped in pairs and connected by slurs. The patterns are designed for practice on each of the six strings of the guitar. The notation includes various accidentals (sharps, flats, naturals) and fingerings (numbers 1-4) above the notes. The exercise is written in a single system with a common time signature (C). The patterns progress through different fret positions and string combinations, with some staves featuring repeat signs and first/second endings. The final staff (No. 17) concludes with a whole note chord and a final bar line.

No. 8.

Etude

Moderato

This musical score is for Etude No. 8, marked Moderato. It consists of 12 staves of music in treble clef, with a key signature of one sharp (F#) and a common time signature (C). The piece is characterized by dense, flowing sixteenth-note passages. The first staff begins with a series of sixteenth-note runs, with fingerings '6' indicated under several notes. Subsequent staves continue these patterns, often with slurs and accents. Fingerings '0', '4', and '1' are used throughout to indicate specific techniques or positions. The music concludes with a final sixteenth-note run on the twelfth staff, ending with a fermata.

No 9.

Finger - Exercises

across four strings

Fingerübungen

Exercices de doigts

auf vier Saiten

sur les quatre cordes

The musical score consists of ten staves of music, each containing a sequence of notes with fingerings (0, 1, 2, 3, 4) and slurs. The exercises are numbered 1 through 7, with some exercises having repeat signs. The music is designed to be played across the four strings of a violin.

8

Musical notation for measures 8 and 9, first system. Measure 8 contains a treble clef, a key signature of one sharp (F#), and a double bar line. The melody consists of eighth notes with a slur. Fingering numbers 4, 3, 4, and 0 are written below the notes. Measure 9 continues the melody with a slur and includes fingering numbers 4, 0, 3, 4, 4, 4, and 0.

9

Musical notation for measures 9 and 10, second system. Measure 9 continues the melody with a slur and includes a flat (b) and a sharp (#) below the notes, and a fingering number 1. Measure 10 continues the melody with a slur and includes a flat (b) and a sharp (#) below the notes, and a fingering number 1.

10

Musical notation for measures 10 and 11, third system. Measure 10 continues the melody with a slur and includes a flat (b) and a sharp (#) below the notes, and fingering numbers 0, 4, 0, 4. Measure 11 continues the melody with a slur and includes a flat (b) and a sharp (#) below the notes, and a fingering number 1.

Musical notation for measures 11 and 12, fourth system. Measure 11 continues the melody with a slur and includes a flat (b) and a sharp (#) below the notes, and a fingering number 1. Measure 12 continues the melody with a slur and includes a flat (b) and a sharp (#) below the notes, and a fingering number 1.

11

Musical notation for measures 11 and 12, fifth system. Measure 11 continues the melody with a slur and includes a flat (b) and a sharp (#) below the notes, and a fingering number 1. Measure 12 continues the melody with a slur and includes a flat (b) and a sharp (#) below the notes, and a fingering number 1.

12

Musical notation for measures 12 and 13, sixth system. Measure 12 continues the melody with a slur and includes a flat (b) and a sharp (#) below the notes, and a fingering number 1. Measure 13 continues the melody with a slur and includes a flat (b) and a sharp (#) below the notes, and fingering numbers 2, 0, 1, 2, 0.

Musical staff with treble clef, key signature of one sharp (F#), and a series of eighth notes with various fingerings and a triplet.

13

Musical staff with treble clef, key signature of one sharp (F#), and a series of eighth notes with various fingerings and a triplet.

Musical staff with treble clef, key signature of one sharp (F#), and a series of eighth notes with various fingerings and a triplet.

14

Musical staff with treble clef, key signature of one sharp (F#), and a series of eighth notes with various fingerings and a triplet.

Musical staff with treble clef, key signature of one sharp (F#), and a series of eighth notes with various fingerings and a triplet.

Musical staff with treble clef, key signature of one sharp (F#), and a series of eighth notes with various fingerings and a triplet.

15

Musical staff with treble clef, key signature of one sharp (F#), and a series of eighth notes with various fingerings and a triplet.

Musical staff with treble clef, key signature of one sharp (F#), and a series of eighth notes with various fingerings and a triplet.

Musical staff with treble clef, key signature of one sharp (F#), and a series of eighth notes with various fingerings and a triplet.

16

Musical staff with treble clef, key signature of one sharp (F#), and a series of eighth notes with various fingerings and a triplet.

17

Musical staff with treble clef, key signature of one sharp (F#), and a series of eighth notes with various fingerings and a triplet.

Nº 10. Etude

Allegro moderato

The musical score consists of ten staves of music, all in a single treble clef with a key signature of two flats (B-flat and E-flat) and a common time signature (C). The tempo is marked 'Allegro moderato'. The music is characterized by continuous eighth-note patterns, often grouped in pairs or fours, and is heavily annotated with technical markings. Fingering numbers (1, 2, 3, 4, 0) are placed above notes to indicate fingerings. Slurs are used to group notes across measures. The piece concludes with a final cadence on the tenth staff.

Nº 11.
Etude

Moderato

This musical score is for Etude No. 11, marked Moderato. It consists of 14 staves of music. The piece begins with a treble clef and a 3/4 time signature. The notation is dense, featuring many sixteenth and thirty-second notes, often grouped in pairs or fours. Numerous slurs and phrasing marks are used throughout. Fingerings are indicated by numbers 0, 1, 2, 3, and 4 above or below notes. Some notes have a 'p' (piano) dynamic marking. The key signature changes from one sharp (F#) to one flat (Bb) and back to one sharp (F#). The piece concludes with a final cadence on the last staff.