

The Dancing-Master :

Or, Directions for Dancing COUNTRY DANCES, with the Tunes to each Dance for the Treble-Violin.
The Sixth Edition Corrected ; with the Addition of several new Dances and Tunes never before Printed.



THE DANCING-SCHOOL.

Printed by R. Taylor & C. at his Shop near the Temple Church, or at his house in Arundel Street in the Strand, 1764.

The PREFACE to all Lovers of Musick and Dancing.

THE Art of *DANCING*, called by the ancient Greeks *Orchestice*, and *Orabestia*, is a commendable and rare Quality fit for young Gentlemen and Ladies, if opportunely and civilly used. And *Plato*, that famous Philosopher, thought it meet, That young ingenious Children be taught to Dance. It is a Quality that hath been formerly honoured in the Courts of Princes, when performed by the most Nobles Hero's of the Times, The *Gentlemen* of the *Towns of Court*, whose sweet and airy Activity has crowned the Grand Solemnities with Admiration to all Spectators. This Art has been anciently handled by *Athenians*, *Julius Pollux*, *Calius Rhodiginus*, and others, who much commended it to be excellent for Recreation after more serious Studies, making the Body more active and strong, graceful in Deportment, and a Quality very much befitting a Gentleman. And now the former Impression being sold off, I have in this *Nimb Edition* (with the Assistance of a knowing Friend in this Art) left out some old *Tunes* and *Dances*, and in their places added many new ones never before printed, most of the *Tunes* being within the compass of the *Flute*. The whole, as it is now carefully Corrected and Published, I doubt not but will be kindly accepted by all Ingenious Lovers of this *ART*: Which is the hearty Desire of

Your Friend,
H. P.

An Alphabetical Table of all the DANCES contained in this Book.

A	Bergenny	Page 35	<i>Broom, the bonny-bonny Broom</i>	21	<i>Dull Sir John</i>	10
	<i>A la mode de France</i>	52	<i>Buff-coat</i>	40	<i>D'Urfeys's SONG to Lane's magot</i>	195
	Alchitch	152				
	Amazillis	75	C			
	<i>An old man a Bed full of Bones</i>	41	<i>Cast a Bell</i>	42	<i>Easter Tustlay</i>	184
	Arcadia	124	<i>Catching of Fleas</i>	67	<i>Empour of the Moon</i>	157
	Arundel-street	192	<i>Catching of Quails</i>	6	<i>Ellex Buildings</i>	155
	<i>Astrop's Wells</i>	142	<i>Cavylly-man</i>	77	<i>Excuse me</i>	115
			<i>Cherily and merrily</i>	25		
			<i>Christ-church Bells in Oxon</i>	104	F	
	B		<i>Cobler's Figg</i>	92	<i>Fir's come on me now</i>	132
	Bellamira	149	<i>Cold and Raw</i>	146	<i>Frier and Nun</i>	54
	Betty's Magot	179	<i>Confess, or the Court Lady</i>	12	G	
	Beveridge's Ground	178	<i>Country Abigail</i>	119	<i>Galloping Nag</i>	14
	Beveridge's Magot	180	<i>Cuckolds all arow</i>	20	<i>Garter</i>	143
	Black Jack	127	<i>Cupid's Garden</i>	135	<i>Goddesse</i>	46
	<i>Blue Patience, or Green Garters</i>	76	D		<i>Gallip's Frolick</i>	72
	Boatman	47	<i>Daniel Cowper</i>	169	<i>Grenadiers march</i>	123
	Bobbing Joe	57	<i>Devil's Dream</i>	72	<i>Gray's-Inn Mask, or mad Tom</i>	24
	Benny Dundee	137	<i>Dragons march</i>	118	<i>Green Skewer</i>	113
	<i>Bore la Bais</i>	103	<i>Drive the cold Winter away</i>	53	<i>Green Stacking</i>	22
	<i>Bore, or Sweet William</i>	100	<i>Duke of Lorrain's march</i>	68	H	
	<i>Bore, (the new.)</i>	189	<i>Duke of Luxemburgh's march</i>	176	<i>Hap-hazard</i>	121
	Bouzer Castle	102	<i>Duke of York's delight</i>	90	<i>Have .s thy coat, old woman</i>	45
					<i>Health to Betty</i>	55
					Hedge,	

Hedge-lane	108	Kennington Course	161	Milkmaid; bob	28
Hempdresler	60	King's Figg	88	Mill Field	3
Hey-bays, up go we.	106	Knit	136	Miller's Figg	117
Hey ho, my Honey	128			Motson's Figg	82
Hit or miss	23	L		Mulberry Garden	80
Hit in the Hole	58	<i>Ladies of London</i>	141		
Holyrood-Day	139	<i>Lady Cullen</i>	74		
Hunfdon-House	9	<i>Lady of Pleasure</i>	133	N	
Huntington's magot	191	<i>Lane's Magot</i>	194	<i>Newer love thee more</i>	110
		<i>Lane's Minuet</i>	174	<i>New Bath</i>	120
		<i>Lilli Burlero</i>	156	<i>Newmarker</i>	89
		<i>Lord Carnarvan's Figg</i>	26	<i>New Rigadom</i>	158
Jack's health	111	<i>Love lies a bleeding</i>	109	<i>New Rigadom, (the last.)</i>	187
Jacob Hall's Figg	182			<i>No-body's Figg</i>	38
Jamaica	79	M		<i>Northern Nancy</i>	93
Jenny, come tye my cravat	138	<i>Madge on a Tree</i>	5		
<i>If all the world were paper</i>	4	<i>Mad Robin</i>	185	O	
Joan Sanderfon	7	<i>Maiden fair</i>	62	<i>Of Noble Race was Shinkin</i>	168
Jockey	160	<i>Maiden-lane</i>	15	<i>Old Bachelor</i>	165
<i>I often for my Jenny strove</i>	140	<i>Maid's delight</i>	144	<i>Old Simon the King</i>	112
<i>Jog on, my Honey</i>	59	<i>Maid's Morris</i>	145	<i>O Mother, Roger.</i>	166
Johnny, cick thy Beaver	126	<i>Maid's last wish</i>	175	<i>Open the Door to three</i>	2
Johnfon's Figg	186	<i>Mall Peartley</i>	29	<i>Opera, or Apes Dance</i>	87
<i>Jrish Trot</i>	84	<i>Marriage-Hater</i>	183		
Isaac's magot	193	<i>Mask</i>	148	P	
		<i>Mermaid</i>	105	<i>Painted Chamber</i>	134
Kemp's Figg	8	<i>Merry Milkmaids</i>	27	<i>Parsons upon Dorothy</i>	94
				<i>Passes</i>	151
				A 3	Paul's

Paul's Steeple	43	Sawney was tall	96	Twenty-ninth of May	39
Pell-mell	125	Scotch Cap, or Edinburgh Castle	17	Twins	33
Phœnix	32	Shepherds Holiday	18	Tythe Pig	190
Piccadilly	61	Short's Garden	129	V	
Picking of Striker	168	Siege of Buda	147	Valentine's Day	99
Pool's Hole	154	Siege of Limerick	173	Valiant Captain	56
Pope Joan	181	Simple Simon	36	Valiant Jockey	172
Pretty Miss	159	Singleton's Slip	81	Vienna	130
Prince George	122	Sion-Houfe	114	Under and over.	66
Prince Rupert's march	37	Slip	69	Under the Greenwood Tree	95
Punk's delight, (the new way.)	73	Smith's Row	107	W	
Pye-corner	164	Soldier's Life	48	Wallingford-Houfe	78
R		Spanish Cypse	31	Watton Town's end	51
Red-Houfe	177	Spanish Figg	171	Welcome home, old Rowley	153
Rigadon	150	Spring-Garden	34	Well-hall	98
Rockingham Castle	188	Staggins's Figg	91	Westmerland	97
Roger of Coverly	167	Step stately	11	What you please	50
Row well, ye Mariners	65	Sweet Kate	64	Whim	170
Rummer	116	T		White-hall	86
Sage Leaf		Taylor's Daughter	63	Whitney's Farewell	163
Salomon's Figg, or Green-Goose Fair	30	Ten Pound Laff	19	Witches	85
Sancho-Pancho	162	Tom Tinker	70	Wolverton-hall	131
Saturday night	69	Trenchmore	44	Y	
				Young Jemmy	101

A TABLE

TABLE of the Explanation of the several Characters made use of in this Book.

D. —	Stands for Double. A Double is four steps forward and backward, clofing both Feet.
S. —	Single. A Single is two Steps, clofing both Feet.
Set and 2 turn S.	Is a Single to one hand, and a Single to the other, and turn Single.
Wo. —	Stands for Woman.
We. —	Women.
Cu. —	Couple.
Co. —	Contrary.
1. —	First.
2. —	Second.
3. —	Third.
4. —	Fourth.
Proper —	Is when the Men and Women are on their own Sides.
Improper —	Is when the Men are on the Women's side, or the Women on the Men's side.
—	For a Strain of the Tune played once over.
—	For a Strain twice over.
—	For a Strain thrice over.
⊙ —	This stands for the Men's Places in the Figure on the top of each Page.
⊙ —	This stands for the Women's Places in the Figure on the top of each Page.

The Figure half round, is the Hey half round.
The whole Figure, is the Hey all four round.

MUSIC Books (both Vocal and Instrumental) lately Reprinted with large Additions for Henry Playford at his Shop near the Temple Church.

Cantica Sacra, the first Set in Latin, the second in English and Latin, containing Hymns for 2 and 3 Voices to the Organ. Price of each 3 s.

Harmonia Sacra, in two Books, containing divine Hymns and Dialogues lately set to Musick by Dr. John Blow, Mr. Henry Purcell, and several other eminent Masters. Price of the first Book fitch'd 7 s. of the second 4 s.

The Psalmes of David in 4 Parts in Folio. Price fitch'd 3 s.

The Whole-Book of Psalms in 8^{vo}, composed in 3 Parts by John Playford. The second Edition carefully corrected.

The new Catch-Book, called *The Musical Companion*, containing choice Catches of 3 and 4 Parts, and Songs of 2 Parts, by Mr. Purcell, and other eminent Masters; newly printed. Price fitch'd 2 s.

The Musical Companion, (Part 1.) containing variety of Catches and Songs for 3 and 4 Voices, &c. Price bound 3s. 6d.

The Introduction to the Skill of Musick, both Vocal and Instrumental, by J. Playford; the 12th Edition corrected and amended; with new Rules for Composing in 2, 3, 4, and 5 Parts, by Mr. Henry Purcell. Price bound 2 s.

A Collection of all the Song-Books that has been printed this 20 years. Price 1 l. 5 s.

The Divison-Violin, in 2 Books, containing Divisions on Grounds, with Solo's for the *Trabel-Violin*. Price of both 4 s.

Apoll's-Banquet, in 2 Books, containing the newest Tunes, Jiggs, Minnets, &c. for the *Table-Violin*, most of them within the compass of the Flute. Price of the first Book (being the 7th Edition with large Additions) fitch'd 18d; the 2^d, 1s.

The Pleasant Companion, containing Tunes and Instructions for the *Flageolet*. Price bound 18 d.

Two Sets of Mr. Farmer's Consort of Musick in 4 Parts. Price of the first Set fitch'd 3 s. the second 1 s. 6 d.

Also all sorts of Rud'd Books and Paper for MUSICK of several sizes; likewise Books on all other Subjects, and all Stationary Ware, are sold at the same Shop.

The

The Dancing-Master: Containing Directions and Tunes for DANCING.

Sage-Leaf.

Round for as many as will.



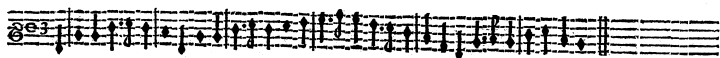
Take all hands and go round, back again. All the men go in and meet in the middle and back again, then the we. do as much, then the first cu. lead into the middle and back again, then give your right hand to your wo. and turn her round, so the next cu. do the same, and so to the left, the Musick playing the same Strain till they have led in. Then every man gives his right hand to his own wo. and turns her once and a half, and then goes on to the next, and so till he comes to his own. So do all again, but leave out the first Strain till every couple has begun to lead in.

B

(2)

Open the Door to Three.

Round for as many as will.



Hands and two D. round, and set and turn S. Meet again. Men meet, back again, go all to the left hand on the outside of the co. we. Meet all again, back again, and go all on the outside of the next we. Do thus till you come to your own places; then the we. as much.


Sides all, set and turn S. That again. As before, we. beginning.

Arms all, set and turn S. That again. As at the first.

(3)

Mill-Field.

Round for as many as will.



Hands and go a D. round. Back again. Set and turn S. That again.

First cu. lead to the man on the right hand, he going under your arms; turn your own. All three set and turn S. That again.

The two men take hands and lead to your wo. the going under your arms; the two men arms. All three set and turn S. That again.

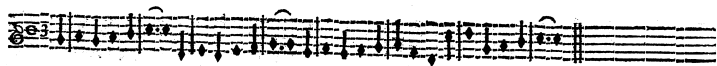
The second man and first wo. lead to the first man, he going under their arms. All three set and turn S. That again.

Do thus to the next wo. and so to all the rest.

(4)

If all the World were Paper.

Round for eight.



Hands all, and meet a D. back again, set and turn S. That again. The two men against each other change places, your we. as much, the S. Hey, back to your places. The other four as much.


Sides all, set and turn S. That again. The first four meet, lead each other's wo. between the Cu. on your left hands, cast off, go to your places and turn your own. The other four as much.

Arms all, set and turn S. That again. The first four change places, then change with your own men, cross over, take left hands and right with the we. To your places. The other four as much.

(5)

Madge on a Tree.

Round for eight.



Hands and meet a D. back again, set and turn S. That again. Men meet in the midft, turn back to back, come to your places, and turn the co. we. We meet, turn back to back, come to your places, and turn your own.

Sides all, set and turn S. That again. Men go towards the left hand before the co. we. and behind the next we. meet and turn S. That again to your places. Then the we. as much.

Arms all, set and turn S. That again. Turn all the co. we. turn all the next we. Turn all the next, turn all your own.

Catching of Quails.

Round for eight.



Hands all, and two D. round. : First man faces with his own wo. and go a D. back, the following
 Set and turn single : That him. The second as much. The third as much. The fourth
 again : cu. as much. : :
 Sides all. That again. : First man take his own wo. by the hand and shake it three times,
 and go half round, the following him. The second as much. :
 The third as much. : The fourth as much. : :
 Arms all. That again. : First man put his toe to his woman's toe three times. The second
 as much. The third as much. The fourth as much. : :

Joan Sanderfon, or The Cushion Dance.

An old Round Dance.



This Dance is began by a single Person, (either Man or Woman,) who taking a Cushion in his hand dances about the Room, and at the end of the Tune he stops, and sings, *This Dance it will no farther go.* The Musician answers, *I pray you, good Sir, why say you so?* Man. *Because Joan Sanderfon will not come so.* Musick. *She must come so, and she shall come so, and she must come whether she will or no.* Then he lays down the Cushion before a woman, on which she kneels, and he kisses her, singing, *Welcome Joan Sanderfon, welcome, welcome.* Then she rises, takes up the Cushion, and both dance, singing, *Prinkum-prankum is a fine Dance, and shall we go dance it once again, once again, and once again, and shall we go dance it once again?* Then making a stop, the wo. sings, as before, *This Dance, &c.* Musick. *I pray you, Madam, &c.* Woman. *Because John Sanderfon, &c.* Musick. *He must, &c.* And so he lays down the Cushion before a man, who kneeling upon it, salutes her, she singing, *Welcome John Sanderfon, &c.* Then he taking up the Cushion, they take hands and dance round, singing as before; and thus they do till the whole company are taken into the Ring. Then the Cushion is laid before the first man, the wo. singing, *This Dance, &c.* (as before,) only in stead of *come so, they sing --go fro;* and in stead of *Welcome John Sanderfon, &c.* they sing, *Farewel John Sanderfon, farewell, farewell;* and so they go out one by one as they came in. Note, The woman is kiss'd by all the men in the Ring at her coming in and going out, and likewise the man by the women.

Kemp's Jigg.

Round for six.



One man lead in two we. forwards and back. Honour to one, honour to the other, then turn the third. Lead your own with your left hand, and the woman you turned, and as much. Then as much with the other two we. turning your own. The next man as much. Then the third as much.

First man lead the we. as before; turn half round holding both hands, and his own as much to the other, turn the third wo. Do thus to all, the rest following and doing the like.

First man take the we. as before by the co. hands behind, then lead them forwards and back, pull one half about and kiss her, as much with the other, turn the third. Do thus to all, the rest following and doing the like.

Hunfdon Houfe.

A Figure Dance for eight, thus:



First and 3. cu. meet, and taking the co. wo. fall back into the 2. and 4. place, whilst the 2. and 4. fall back each from his own, and meet the co. wo. in the 1. and 3. place. As much again.

This as before.

This as before.

First and 3. cu. meet and turn S. Men cross over, then we. cross over. The other four doing as much. Then all this back again to your places.

First and 3. cu. meet, turning back to back, and hands inward and go half round. The other four as much. All this again to your places.

Meet and honour to your own, right hand to the co. and left to your own. The other four as much. All this again, honouring to the co. wo.

Dull Sir John.

A Figure Dance for eight, thus:



The first cu. lead in and cast off to your places, the man going between the 2. cu. and the wo. between the 4. and the 3. cu. as much. The 2. as much, and the 4. as much. The 1. and 3. man change places across, their we. as much, hands all four either round or across, and go round to your places. The 2. and 4. cu. as much. And fall the last four the men behind the we.

The 4. and 2. man standing behind their we. the first cu. pass into the 3. place, the man going between the 2. cu. and the woman between the 4. whilst the 3. cu. lead right over and fall into the first place, this back again to your places, the first cu. doing as the third did, and the third as the first, the fourth as much. Then the 1. and 3. cu. the S. Hey twice to your places, the we. who stand before their men leading it. The other four as much.

Men cast off, and going on the outside your own we. fall into each other's place, we as much, men as much again, we as much. First and 3. cu. meet, go about each other, we back to back, not turning your faces, give right hands to the co. we. and left hands to your own, and to stay in your own places as at first, the other four doing the like.

Step stately.

A long Dance for 3, 5, 7, or 9 Couple.



Lead up all a D. change places each with his own, keeping your faces still to the Preference, the men slipping behind the we. and the we. before the men, face all to the wall. Men hands, and we. hands, 1. man and 2. wo. lead all the rest round to the bottom, facing all to the Preference. The first man and wo. being in the middle, lead up all abreast a D. and back. We. flip before the men to the right, and men behind the we. to the left, going a compass to their places as at first.

The first cu. lead up a D. change hands, and lead down a D. Take hands with the 2. cu. and all four half round, 1. man and 2. wo. change places. The 2. we. lead up between the 2. men, then crossing over, the 1. wo. go behind the 2. man, and the 2. behind the 1. Men change over by the right hands, then giving left hands to their own we. turn the 1. cu. into the 2. place, and the 2. into the 1.

First cu. cross over, meet in the 2. place, change places. The three uppermost men and the three we. hands, fall a D. back, 2. and 3. cu. change each with his own while the 1. cu. meet, then fall a D. back again three and three. Now standing as in Greenwood, the 1. man between the 2. and 3. wo. and the 1. wo. between the 2. and 3. man, the 1. cu. lead up, cast off and meet below, whilst the 2. and 3. we. and the 2. and 3. men change places. The 1. cu. being in the 3. place, arms, whilst the other four take hands and go half round to the left.

(12)

Confess, or The Court Lady.

Longways for six.

⊙⊙⊙
)))



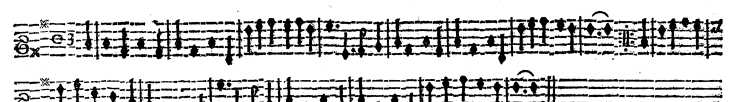
- Men all a D. Back again. • That again. : Men go between the we. on your left hand, leading them from the other, change hands, meet again, turn them you meet. • Lead your own wo. from each other, meet again, turn them as you meet. :
- Go all cros the Room to the left hand. • Back again. : One man go forwards alone, take one wo. with one hand, then the other, hands all four and go round. • The other as much. :
- Go all cros the Room to the right hand. • Back again. : The two we. at each end lead to each wall, while one man goes up and the other down, the three we. meet, hands and go round, men turning S. • Go all as before, men hands and go round, we. turning S. • :
- Meet all as at the first. : The men lead the we. at one end to the wall and back, while the other we. go up on the outside, and come each under the others arms and turn each other, men turning each a wo. as much with the other we. • :

(13)

The Boat-man.

Longways for six.

⊙⊙⊙
)))



- Lead up a D. forwards and back, fet and turn S. • That again. : First cu. and 2. man the S. Hey, while the other three do the like, come to your places and turn your own. • All that again, the 2. cu. changing their ends. :
- Sides all, fet and turn S. • That again. : The 2. man and 1. cu. hands and go half round, while the other do the like, fall all back, then turn your own. • That again, the 2. cu. changing their ends. :
- Arms all, fet and turn S. • That again. : First and last man and 2. wo. hands and go round, the 2. man turn his own wo. • First and last wo. and 2. man hands and go round, the 2. man turn his wo. • :

(14)

The Galloping Nag.

Longways for six.

⊙⊙⊙
>>>



Lead up a D. forward and back. That again. First cu. take both hands and 4 slips up and stand, the 2. cu. as much, the 3. cu. slip up, turn all S. Last cu. slip down, the 2. as much, the 1. as much, turn all S.

Sides all. That again. First man and last wo. change places, first wo. and last man change, the 2. change with his own. All this back again.

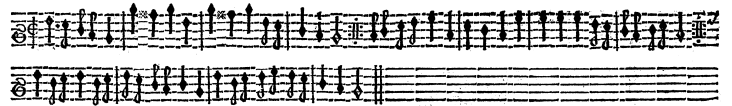
Arms all. That again. Men the S. Hey. We as much.

(15)

Maiden-Lane.

Longways for six.

⊙⊙⊙
>>>



Lead up a D. forward and back. That again. All a D. to the left hand, back again. The S. Hey on each side. Set and turn S. That again.

Sides all. That again. Back all, change places. That again. As before.

Arms all. That again. First man change with the 2. wo. first wo. change with the 2. man, while the last changes with his own wo. First man change with his own wo. your wo. change with the last man, while the 2. changes with his own wo.

(16)

Picking of Sticks.

Longways for six.

⊙⊙⊙
>>>



Lead up all a D. forwards and back. That again. First man change places with the 2. wo. then with the last man. Lead up as before, then the wo. change as the man did, every cu. doing thus.

Sides all. That again. First cu. slip down between the 2. they slipping up, then the 2. slip down and the 1. up. All this again, the last cu. crossing over below, go up and cross above, fall to your places. Then the four last slip, and the first cu. cross about.


Arms all. That again. The we. standing still, men going the Hey between them, the last man going about the middle wo. Do thus three times over, then go quite round all the we. to your places. We. as much.

(17)

Scotch Cap, or Edinburgh Castle.

Longways for six.

⊙⊙⊙
>>>




Lead up, back again. That again. The two upper we. fall back, and the two lowermost men fall back, cross over, then the first man and the lower wo. cross over, then the two upper men fall back, and the two lower we. cross over, then the other cross over as before, these three times over.

Sides. That again. Three men and three we. joyning hands, fall all back and meet all, men turn your faces one towards another, we. doing the like, the two ends on each side arms, while the middle with his own, then fall back, then turn your backs together, and every one turn his own.

Arms. That again. Three men slip up, and three we. slip down, then the lower man gives his right hand to the 1. wo. and so go into your places by hands, then the we. slip up and the men slip down, and the first and last give hands to your places as before.

Shepherd's Holiday, or Labour in vain.


Longways for six.



Lead up all a D. back, cross over. Lead down, back again, cross over.	The first man slip before the 2. man while his 1. wo. before the 2. wo. then the last man slip behind the 2. man while his wo. behind the 2. wo. then all six turn round about to the left hand into their places, then the last cu. do as the first, and the first as the last.
Sides, back again, cross over. That again.	Three men and three wo. back, joyning hands, meet, three men hands and go round, we doing the like, men and wo. back as before and meet, hands backward and go round as before.
Arms as you fided.	The 1. man cross into the 2. wo. place, and his wo. into the 2. man's place, &c.

Ten Pound Lads.

Longways for eight, thus :



Back all a D. meet again.	Go all to the left and cross the Room, then change all places with your own. All that again to your places.
Lead up forward and back.	
Sides all. That again.	First and last cu. meet, take hands and go round while the other go back, the 2. cu. slip up and the 3. down, set and turn S. All this again to your places.
Arms all. That again.	Meet all and change places, then hands all on each side, hands and go half round. All that again.

Cuckolds all arow.

For four, or eight.



Meet all forwards and back -
That again -

Turn back to back with the co. we. faces again, go about the co. we. not turning your faces. Turn back to back to your own, faces again, go above your own, not turning faces.

Sides all with your own -
Sides with the co. -

Men change places, we change places, hands all go round. We change places, men change places, hands all and go round to your places.

Arms all with your own -
Arms with the co. -

Men put the co. we. back by both hands, fall even on the co. side, men cast off to the right, your we. following come to the same place again. Put them back again, fall on your own side, men cast off to the left hand and come to your places, the we. following.

Broom - The bonny, bonny Broom.

Longways for eight.



Lead up all a D. forward and back, the first four cast off and come to your places, the last four do the like. Lead down, and as much. First and 3. cu. meet and go back, hands and go round. The other four as much.

Sides all, set and turn S. That again. The two first men hands and change places, the last two men change, we. doing the same, set and turn S. All that again.

Arms all, set and turn S. That again. The 2. and 3. on each side lead to each wall, while the first cu. lead up, and the last lead down; change hands and meet; hands all and half round. All that again.

(22)

Green Stockings.

Longways for eight.




Lead up forward and back. That again.:

The first cu. go back to back, then right hands round one turn and a half, then clap hands, first your own, then one of each other's, walk out to the wall, then back again, and back to back as before, the man on the wo. side, and the wo. on the man's; and in the last part, after clapping hands, lead to the wall and back again.

(23)

Hit or miss.

Longways for eight.



Meet all a D. back again. That again.:

Meet all again, lead each other's woman a D. to the left hand. Change hands, meet again, take your own we. and to your places.

The S. Hey all four.:

Sides all. That again.:

As before.:

As before.:

Arms all. That again.:

As before.:


As before.:

Gray's Inn Mask, or Mad Tom.

Longways for eight.



Lead up all forwards and back, set and turn S. • That again ∴	All a D. to the left hand • again ∴	Back all • Back all • And change places ∴
Sides all, set and turn S. • That again ∴	As before ∴	As before ∴
Arms all, set and turn S. • That again ∴	As before ∴	As before ∴



Honour all, salute ∴	Turn your own • change places ∴	Men the S. Hey • We. as much ∴
As before ∴	As before ∴	As before ∴
As before ∴	As before ∴	As before ∴

Cherily and merrily.

Longways for eight.




Lead up all a D. forward and back ∴ That again ∴	Set and turn S. • That again ∴
The 2. man and 3. wo. change places, the 3. man and 2. wo. change ∴	Then change as before, and hands round as before ∴
The first four and last four hands and go round ∴	
Sides all • That again ∴	Set and turn S. • That again ∴
First and last cu. meet your own, while the other four go back, first and last cu. meet, while the 2. flip up, and the 3. down • first and last cu. hands and go round, while the other turn their own •	Then do the same again ∴
Arms all • That again ∴	Set and turn S. • That again ∴
Men hands and go round • We. as much ∴	Men the S. Hey, while the we. do as much ∴



Lord Carnarvan's Jigg.

Longways for eight.



Lead up all a D. forward and back . That again . Each man and wo. go about each other, not turning your faces . That again .

First cu. cross over and fall into the 2. place on the outside the 2. cu. the men on the outside of the we. and the we. on the men's side . Cross over again, and fall into the 3. place . Take hands with your wo. and leading her down between the last cu. cast off all and meet above, the first cu. in the first place, the last cu. in the second place, and the 3. cu. in the last place . Arms all .

Lead down forward and back . That again . Go about each other as before . That again .

The lowest cu. cross over as before . Cast off as before.

Lead up all a D. and back . That again . Go about each other as before . That again .

The uppermost cu. cross over as before . Cast off as before.


Lead down forward and back . That again . Go about each other as before . That again .

The lowest cu. cross over as before . Cast off as before.



The merry Milk-maids.

Longways for eight.



Lead up all a D. forward and back, First and 3. cu. meet your own, slip between the other, take hands set and turn S. . That again . across and go round each four . The other four as much .

Sides all, set and turn S. . That First man cast off, go to the lower end and stay, the rest following, the we. as much, set and turn S. . All that back again .

Arms all, set and turn S. . That Men back, and go the . Hey . We. as much . again .

D. 2

The Milk-maid's Bob.

Longways for eight.



Lead up all a D. forward and back. That again.	First four the S. Hey, while the last four do the like.
Sides all. That again.	First cu. slip between the 2. while the 3. do the like with the last, change places with your own. That again.
Arms all. That again.	First man change places with the 2. wo. taking by the right hand change places with the 2. man, the 3. man doing the like, then the other four as much.

Mall Peatley:

Longways for eight.



Lead up all a D. forward and back. That again.	First man set to the first wo. then to the second, and Hey with the two last wo. and stay in the last place, the last man at the same time setting to the two last wo. Hey with the two first, and stay in the first place. This back again to your places.
Sides all. That again.	This as before, the first and last wo. doing it as the men did before.
Arms all. That again.	The first man and wo. do this as before, and stay in the last place. Or do this back again, cast off and meet below.

Green-Goose Fair, or Salomon's Jigg.

Longways for eight.



Lead up all forward and back, turn S. That again.	First cu. cast off, meet below and come to your places between the rest. Last cu. go up on the outside, and come down to your places between the rest.
Sides all, and turn S. That again.	First cu. go down between the rest and come up on the outside. Last cu. go up between the rest, go down on the outside.
Arms all, and turn S. That again.	First cu. go down the S. Hey on their own sides and come up again, the rest standing still.

The Spanish Gypsie.


Longways for eight.



Lead up forward and back. That again. Turn all back to back, faces again, go all about your we. not turning your faces, that again the other way. First and last cu. meet a D. back again, turn all back to back, faces again, go about each other not turning your faces, the other way as much. The other four as much.
Sides all. That again. Turn back to back, faces again, go about your own as before. First and last cu. meet and go back, turn back to back, faces again, take hands and go round, back again. Then the other four as much.
Arms all. That again. Turn back to back, faces again, go about your own as before. First and last cu. meet, back again, turn back to back, faces again, right hands across and go round, then left round. The other four as much.

The Phoenix.

Longways for eight.



Lead up all a D. forward and back . That again .	Set and turn S. . That again .
First man go down on the outside of the wo. to the left, the rest following. Take every man a wo. by both hands. Put the we. a D. backward and forward .	Back all, change places . That again .
We. go down and do as the men did .	Back and change places as before.
First cu. crofs over and go to the lower end, the 2. cu. following and not crofs, the 3. cu. crofs and follow, the 4. not crofs, take hands all in a ring . Go all round .	Set and turn S. . That again .
Turn the co. wo. . Men hands and go round .	We. meet and turn S. . Men as much .
Turn your own . We. hands and go round .	Men meet and turn S. . We. as much .
Four on each side the S. Hey .	Set and turn S. . That again .
As before, four crofs and four not crofs. Lead up, cast off and come to your places .	Set and turn S. . That again .

The Twins.


Longways for eight.



Lead up all forward and back . That again .	First and last cu. take right hands across and go round, changing places while the other four go back, meet and turn their own . All this again .
Sides all . That again .	First four crofs with your own we. then 1. and 2. cu. meet and stand even, then change places with your own in the co. place, the last four doing the same . All this again .
Arms all . That again .	First four hands and half round, set and turn S. . The other four as much . All this again .

Spring Garden.

Longways for eight.



Lead up forward and back • That again •

Four to one end and four to the other, hands half round and fall back from one another and change places, men in the middle, and the ends with their own • This again • Then all again.

Men change back to back, and we the like, change each with his own • That again •

Cast off at both ends, the 2. follow the 1. and the 3. the 4. set to them you meet and change places with them • First and second lead down, the other up, and change places • All this again.

Lead to the wall forward and back • Turn off, and change each with his own •

First and last cu. meet, and the 2. and 3. fall back, the men arm in the middle, and the ends with their own • This again • Then all again.

Abergenny.

Longways for eight.



Lead up and fall back, that again • Set and fall back, that again •

The first and last cu. cast off into the middle, the 2. cu. slip up, and the 3. cu. slip down at the same time, the 2. and 3. cu. cast off, and back again into their own places at the same time.

The 1. cu. take hands betwixt the 2. cu. and the last cu. take hands betwixt the 3. cu. and meet the 1. and 2. cu. all abreast and fall back; the 1. man turn the 2. man up into his place, and the 1. wo. turn up the 2. wo. into her place; the last man turn down the 3. man into his place, and the last wo. at the same time turn down the 3. wo. into her place; the 2. and 3. cu. do the like.

The 2. and 3. cu. hold up hands, and let the first and last cu. go under into their places; the first and last man lead out to the wall, and the first and last wo. lead out to the wall, and the 2. cu. lead up and the 3. cu. lead down; all lead back again at one time; change places all with your own and turn round S. The 1. and 2. cu. hands half round; the 1. cu. change places with the 2. cu. and at the same time the last cu. change places with the 3. cu. and the 3. cu. do the same all over.


The first and last cu. meet and change places with their own; 2. cu. slip up, and 3. cu. slip down; the 2. cu. cast off into the 1. cu. place, and the 3. cu. cast off about the last cu. into the last cu. place, and stand all at one time; the 1. man change places with the last wo. and the 1. wo. with the last man; the first and last man and first and last wo. give right and left hands to the next; the 1. cu. turn into the 2. cu. place, and the 3. cu. turn down into the last cu. place, the 2. and 3. cu. doing the same.

(36)



Simple Simon, or Huddle-duddle.

Longways for eight.



Lead up all forward and back. That again.

First man put back the second wo. by both hands and change places with her, the second man doing as much with the first, then we. do the same to the men.

First and second man arms with each other's wo. and stay in each other's places, we. do the same to the men.

First cu. crosses over behind the second, then the second behind the first, the first honour and salute, cast off into the second place.

(37)



Prince Rupert's March.

Longways for eight.



Lead all round to the right hand, and come to your places again.

Lead all round to the left hand, and come to your places again.

Lead all round to the right hand as at the first.

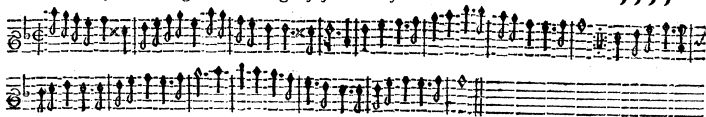
First man turn down to the right hand and stand before the last wo. 2. man before the 1. and the 3. before the 2. wo. your faces all to the left hand and march towards the wall, and change places with the we. Do this again till you come to your places.

The we. do as the men have done, only they must go down behind the men, and stand as the men did before them. This again till you come to your places.

Men march all on the outside of the we. the we. marching down on the outside of the men, open all a D. and close again. The we. march up to their places on the outside, and the men in the inside, the we. open all and close again.

The New Royal-Exchange.

Longways for as many as will.



Lead up all and fall back, that again : : Set to all your own and fall back, then arms all with your own : :


The two first men take hands, and the two first we take hands, and fall back from your own, then meet them and change places and turn round S. the 1. man and 2. wo. turn back to back, and then the 1. wo. and 2. man turn back to back, then all four take hands behind them and go half round : : Do this to all the rest : :

The 1. and 2. men, and the 1. and 2. we take hands and fall back, then meet, and the 2. man take the 1. wo. with his right hand and walk half round, till the 1. man go into the 2. wo. place ; then the 1. man and 2. wo. change places, and give their right hands to their own and go half round, till the 1. cu. comes into the 2. cu. place, and the 2. cu. into the 1. cu. place. Do this to all, the rest following : :

The 1. and 2. man, and the 1. and 2. wo. fall back from your own, then meet, the 2. man and 2. wo. turn back to back, then the 1. man and wo. change places, and the 1. man take the 2. wo. by both hands and change places with them, the 1. and 2. men being in each other's place, and the two first we. in their own places, then the 1. and 2. we. cross over to their own, and arms with them. Do this to all, the rest following : :

The 29th of May.

Longways for as many as will.



First cu. take hands, the 2. cu. doing the like at the same time ; then the 1. man puts back his wo. and slips down behind the 2. wo. into the 2. cu. place, while the 2. man draws his wo. to him and slips into the 1. cu. place. Do this back again the same way ; which is to the first Strain of the Tune played twice over. Then the 1. man change places with the 2. wo. and the 1. wo. with the 2. man ; then hands round and back, and when the 1. cu. are at top, they cast into the 2. cu. place. This ends the Tune.

First man and 2. wo. fall back, then lead up to each other and turn back to back, then the 1. wo. and 2. man do the like. This is to the first Strain played twice. Then take all hands and go round, till the men are in the we. place, and the we. in the men's, then men and we. change places. This ends the Tune.

First man and wo. cross over, and 1. man go round behind the 2. wo. and 1. wo. round behind the 2. man, and slip between them ; then take hands, and lead up all abreast and back again. This is the first Strain played twice. Then honour to each other's wo. then to your own, then turn each other's wo. and then your own, the 1. cu. turning into the 2. cu. place. This ends the Tune.

Buff Coat.

Longways for as many as will.



Lead up all, back • That again, fall back, set every man to his own wo.


The first cu. cast off into the 2. place, back again • Crofs over with your own wo. into the 2. place, and give one clap with your hands and turn your own wo. round • Do this to the last.

The first man casts off, his wo. following him, then he takes the other wo. by the left hand and leads her between his wo. and the other man going round them into the same place, then he takes his own wo. and leads her up the middle, and both cast off into the 2. place and turn her about • Do this to the last.

The first man puts his wo. back into the 2. place, and back again •

An old Man a Bed full of Bones:

Longways for as many as will.



Lead up all a D. forward and back, set and turn S. • That again •

Sides all, set and turn S. • That again •

Arms all, set and turn S. • That again •


First man lead down his wo. between the rest a D. forward and back, then lead her to the lower end, and turn her and leave her • Bring up the last wo. in the same manner • Then the last man do the like, and fetch his own.

This as before, only crossing both hands in the middle ••

This as before, holding your wo. by one hand, and let her turn under your arm, and kiss her ••

Cast a Bell.

Longways for as many as will.



Lead up a D. forward and back, set and turn S. ♩. That again ♩.

First cu. change places, set and turn S. ♩. First man lead your own and the 2. wo. forward and back, bring the 2. wo. under your arms, leave her and turn your own ♩. Do thus to the left, the rest following and doing the like.

Sides all, set and turn S. ♩. That again ♩.

First cu. change places, set and turn S. ♩. First cu. meet the 2. cu. lead each other's wo. to each wall, meet your own and turn them ♩. Do thus to the left, the rest following.

Arms all, set and turn S. ♩. That again ♩.

First cu. take both hands, slip down between the 2. cu. cross and turn each one of them with your right hands, fall to your own side in the 2. place ♩. Do thus to the left, the rest following.

St. Paul's Steeple.

Longways for as many as will.



Lead up all ♩ D. forward and back, set and turn S. ♩. That again ♩.

First man take his wo. into his left hand, lead her down to the 2. wo. take the 2. wo. in his right and flip up with them into the 1. place, cast off the 2. wo. and then his own, and turn off into his place ♩. This forward to all the wo. ♩.

Sides all, set and turn S. ♩. That again ♩.


First man take his wo. in his left hand, lead her down to the 2. wo. take the 2. wo. in his right hand and slide up with them, kiss the 2. wo. hand them with your own wo. and let them go, turning off into your place ♩. This forward to the rest ♩.

Arms all, set and turn S. ♩. That again ♩.

First man take his wo. in his left hand, lead her down to the 2. wo. take the 2. wo. in your right hand, and setting them back to back in the middle, kiss the second, then your own wo. turning off into your places. This forward to the rest.

Trenchmore.

Longways for as many as will.




Lead up all a D. forward and back :. Cast off, meet below and come up, do so :. First cu. go down under the 2. cu. arms, the 3. cu. come up under the first. Do this forward and back 2 or 3.

First man set to the second wo. then to his own, then to the third wo. then to his own, then to the fourth wo. then to his own, and so to all the women and men, then your wo. do the same; then arm them as you set to them, arming your own, then your wo. as much.

Lead up again, then turn your woman with your right hand, and the second woman with your left, your woman falling as you turn till you come to your place, then your woman do the same, you following her, the rest doing these Changes.

Have at thy Coat, old Woman.

Longways for as many as will.



Lead up forward and back, set and turn S. That again. First cu. lead a D. forward and back to the 2. cross and turn each the 2. then turn your own in the 2. place. Do this Change to the left, the rest following and doing the like.

Sides all, set and turn S. That again. First cu. cross over, and go each behind the 2. and peep three times, then turn your own in the 2. place. Do this Change to the left, the rest following.

Arms all, set and turn S. That again. First cu. cross over and go between the 2. then cross over again like the Figure of 8, falling into the 2. place. Do thus to the left, the rest following.

(46)

The Goddeffes.

Longways for as many as will.

⊙⊙⊙⊙
) >>>)



Lead up a D. forward and back. That again. Cast off, meet below. Cast off below, meet above.

Men go down on the outside of the we. Back again. This as before.

We. as much. This as before.

Men go quite round about the we. This as before.

We. as much. This as before.

Men take hands and go round. Back again. This as before.

We. as much. This as before.

Take all hands and go half round, back again. This as before.

Men the S. Hey. This as before.

We. as much. This as before.


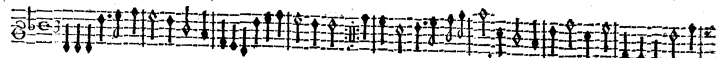
Then D. Hey. This as before.

(47)

Blue Petticoats, or Green Garters.

Longways for as many as will.

⊙⊙⊙⊙
) >>>)



Lead up all a D. forward and back. That again. First cu. slip down into the 2. place on the outside, the 2. cu. slipping up, take hands all four and go round. Do as much to the next cu. and so to the left, every cu. doing the like.

Sides all. That again. First cu. meet, change places. Slip each to the second place and cross over. Do thus to the left, the rest following and doing the like.

Arms all. That again. First man and second wo. meet and stand, the other as much. Go half round and change places with your own. The rest following and doing the like.

(48)

A Soldier's Life.

Longways for as many as will.

⊙ ⊙ ⊙ ⊙
> > >



Lead up all a D. forward and back, set and turn S. • That again. 1. First man set to his own wo. then set to the 2. man, turn the 2. wo. 2. Set to the 2. wo. then to the 3. man, turn the 3. wo. 3. Set to the 3. wo. then to the 4. man, turn the 4. wo. 4. Do thus to the left, your wo. following you in the same manner. Every cu. do thus.

First man lead down his wo. a D. then give his right hand to the 2. wo. while his wo. does the like to the 2. man, turn them, and then your own with your left hand; the same forward till you come to the bottom.


First man go about the 2. wo. while his wo. do the like to the 2. man; they meet, and go about one another and turn, taking hands. The same again till they come to the bottom.

(49)

Saturday Night, and Sunday Morning.

Longways for as many as will.

⊙ ⊙ ⊙ ⊙
> > >



Lead up all a D. forward and back • That again. 1

Set and turn S. • That again. 2

First and 2. cu. go about your own, not turning your faces • Men the like about each other, and we. about each other. 1

First man and 2. wo. change across, 1. wo. and 2. man as much. • Each change with his own, set. 2 So forward, the rest following in order.

First man take his wo. in his left hand and lead her downward under the 2. cu. arms, lead up again, the 2. cu. coming under your arms • First man take the 2. man by the left hand with his right, cast off and come to your places, we. doing the like at the same time.

Change places with your own, men change places, we. changing at the same time • Change each with his own, set. 1 And so forward to the rest. 1

First and second cu. meet, men hands, we. hands, lead to the wall • Meet again, take your own we. and lead from each other.

Change with your own, men change and we change at the same time • Change again with your own, set. 1 And so on to the rest. 1

F

(50)

⊙⊙⊙⊙
>>>>

What you please.

Longways for as many as will.



Lead up all, fall back, that again; set to your own, fall back, that again. The 1. man cros over with his wo. then take the 2. wo. by the right hand, the 1. wo. take the 2. man by the right hand, and fall back.

Meet your own and fall back, 1. man go in the Figure of 8 about the 2. man, and 1. wo. go in the Figure of 8 about the 2. wo. and down in the 2. cu. place, set to your own and fall back, the rest following and doing the same.

The 1. cu. cros over and fall back, and the 1. man take the 2. wo. by the right hand, the 1. wo. take the 2. man by the left hand, and lead up all four abreast and fall back.

The 2. cu. go in the Hey, the 1. cu. following the Hey down into the 2. cu. place, and arms with your own, the rest following and doing the same.

The 1. cu. fall back and slip down, the 2. cu. slip up into the 1. cu. place, the 1. man cros over with the 2. wo. and change places, the 1. wo. cros over with the 2. man and change places.

Hands half round all four and fall back, set to your own and fall back, the rest following and doing the same.

(51)

⊙⊙⊙⊙
>>>>

Watton Town's End.

Longways for as many as will.



Lead up and fall back, jump up all to your own and turn round S. That again.

The two first men and the first wo. fall back from your own and meet, jump up thrice to your own, and the 1. cu. cast off into the 2. cu. place, while the 2. cu. slip up into the 1. cu. place. Do this to all, the rest following.


The first man and second wo. change places, then the first wo. and second man change places and jump up thrice to their own, and then change places with your own, the rest following.

The first and second cu. take hands and go half round and jump to your own, then change places with your own. Do this to all, the rest following.

F 2

A la mode de France.

Longways for as many as will.




Lead up all a D. and back, this again. Set and turn S. This again.

First cu: meet, take both hands and fall in between the 2. cu. each of you turn your faces toward them and put them back, you meet the two men and we. all four fall back and turn your we. So to all.

Sides all to the right and left and turn S. This again. Then fall all into one File, each wo. behind her own man. thus, (O) (O) (O) (O) (O) (O). Then arms all with your own by the right and left and remain in the same Figure, then men fall off to the right hand and we. to the left, fall back into the same Figure, then men to the left and we. to the right, and back again into the same Figure, then the 1. man fall into his 1. place, and his wo. the like, so the rest one after another; then the 1. man take his wo. by the hand, his left hand to the 2. wo. the right to the 3. wo. and so forward, his wo. doing the like on the other side until you all meet again in your places.

Drive the cold Winter away.

Longways for as many as will.



Lead up all forward and back. That again.

First man back a D. then go down between the rest, and turn the last wo but one, then men the left, and stay there while the other men go between the 2. and 3. we. and go towards the left hand and fall down to the 1. man. First man back, then go up between the rest, turn the 2. wo. then the 1. wo. while the men go between the two last we. turn towards the right hand, and go up to your places.

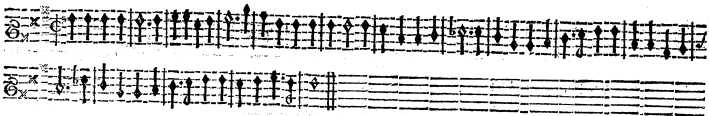
Sides all : That again. This as before, the we. doing it.

Arms all : That again. As at the first.

(54)

The Frier and the Nun.

Longways for as many as will.



Lead up men a D. turn round, we go up a D. and turn S. we go down a D. and turn S. men down and turn S. :-

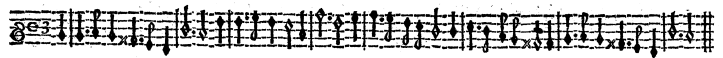
The two uppermost men fall back, and turn S. we as much, changing over with your own, men change, we change at the same time, then each change places with his own :- Do thus to all, the rest following :-

First and second man change places by both hands, we as much, men and we meet sideways, turn all S. hands and go half round, turn S. hands and go half round, turn S. :-

(55)

An Health to Betty.

Longways for as many as will.



Lead up a D. forward and back, set and turn S. :- That again :- First cu. sides, turn her once and an half about :- Sides each with the 2. and turn them :- Do thus to the left, the rest following and doing the like.

Sides all, set and turn S. :- That again :- First cu. meet a D. back again, fall into the 2. places, and turn your own :- Do this Change to the left, the rest following.

Arms all, set and turn S. :- That again :- First cu. go a D. back, meet again, take both hands, slip down between the 2. turn S. :- Do thus to the left, the rest following.

The Valiant Captain.

Longways for as many as will.



Lead up all a D. forward and back, set and turn S. That again.

First four go back from your own, meet again, 1. man and 2. wo change places, 1. wo. and 2. man change, then change both with your own. As much with the next, and so to all.

Sides all, set and turn S. That again.

First 4 hands and go round, 1. cu. meet, slip down between the 2. turn S. Do thus to the left, the rest following.

Arms all, set and turn S. That again.

First two men hands and change places, we. as much, take right hands across and go round. Do thus to the left, the rest following.

Bobbing Joes.

Longways for as many as will.



Lead up forward and back. That again. Set and turn S. That again.

First cu. slip down between the second, they slipping up. Then they slip down. First two men snap their fingers and change places. Your we. as much. Do these two Changes to the Hands and go round. left, the rest following.

Sides all. That again.

Set and turn S. That again.

First two on each side hands and go back, meet again. Cast off and come to your places. First four change places with your own. Hands and go half round. These Changes to the left.


Arms all. That again.

Set and turn S. That again.

Men back a D. meet again. We. as much. First cu. change with the 2. on the same side. Then change with your own. These Changes to the left.

Hockley in the Hole.

Longways for as many as will.



- Lead up all forward and back • That again • Set and turn S. • That again •

- First man and last woman meet, and go back • This as the first time •
- The first wo. and last man as much •

- First man arms with the last wo. and back again to his place • First wo. and last man as much • As before •

- First man go down to the last wo. bring her up • As before •

- Last man come up to his own wo. lead her down, the 1. cu. following, and fall hindermost • As before •

Jogg on, my Honey.

Longways for as many as will.



- Lead up all a D. forward and back, set and turn S. • That again •

- The first man (with his back to the Preference) take his wo. by both hands, pull her to him, then put her back between the 2. cu. the 1. man and 2. cu. hands and go round, the 1. wo. to the left • This forward •

- The 1. man take his wo. by both hands, put her back on the outside the 2. wo. into the 2. place, and there turn her • Then into the 3. place on the outside the 1. man; And so forward.

- The 1. cu. cross over, go behind the 2. cu. put them together that they may salute, then arm to the 2. place. This forward to the left.

- The 1. cu. cast off and go on the outside, the 2. cu. walk forward and back, (as in *Lavena*.) arm in the 2. place • This forward to the left, they doing the like.

(60)

The Hemp-dresser.

Longways for as many as will.

⊙ ⊙ ⊙ ⊙
))))



Lead up all a D. forward and back. That again. First man change places with the 2. wo. Then with the 3. man. Then with the 4. wo. Then with the 5. man. Then with the 6. And so to the left.

Sides all. Lead up as before. As before, the we. doing it. All do this, changing as before.

Sides all. That again. First cu. cross over, fall into the 2. place. Cross again, fall into the 3. place. Cross again, fall into the 4. place. And so to the end, every cu. doing the like.

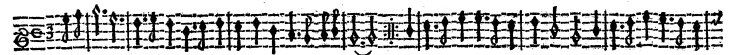
Arms all. That again. Turn your own wo. changing places. Turn each the second. Turn each the third. Turn each the fourth, and so to the left, the rest following.

(61)

Piccadilly.

Longways for as many as will.

⊙ ⊙ ⊙ ⊙
))))



Lead up all a D. forward and back. That again. We. go all to the wall and stand, men go up to your own we and peep four times on each side behind them, fall all to your places and turn S. Then men go to the wall and stand, we. go up to your backs and peep four times, then fall to your places and turn S.

Sides all. That again. As before, the men going first.


Arms all. That again. As at the first.

(62)

Maiden Fair.

Longways for as many as will.

⊙ ⊙ ⊙ ⊙
))))



Lead up all a D. and back • That again. :	Set and turn S. • That again. :
First man and 2. wo. meet a D. and back • Then the 1. wo. and 2. man as much. :	The 1. man change with the 2. wo. he into her place, and she into his • The 1. wo. and 2. man as much. : Do thus to all, the rest following.
The 1. man take the 2. man in his right hand, and the 1. wo. the 2. wo. in the left hand, and meet a D. and back • That again. :	Then meet and go through between each other, the uppermost man about his wo. and the 2. man between the 1. wo. and his own, and turn your faces each to your own, being in the 1. cu. places • Then take hands and go half round, and the 1. cu. fall into the 2. cu. places. : Do thus to all, the rest following.
First man take his wo. in his left hand, and 2. man take his wo. in his right hand, and fall back a D. and meet again • That again. :	First man cast off, his wo. casting off at the same time into the 2. place, the 2. cu. following them till they come into their own places • Cast off again, and the 1. cu. stay in the 2. cu. place. : Do thus to all, the rest following.

(63)

The Taylor's Daughter.

Longways for as many as will.

⊙ ⊙ ⊙ ⊙
))))




Lead up forward and back, turn back to back, faces again. • All that again. :	First man cros and go behind the 2. wo. the 1. wo. going behind the 2. man, peep twice at each other, fall into the 2. place on your own side. • Do thus to the left, the rest following in order.
Sides all, and as before. • That again. :	First cu. cros between the 2. fall into the 2. place, cros again, fall into the 2. place on your own side. • Do thus to the left, the rest following in order. :
Arms all, and as before. • That again. :	The two first men take both hands, change places, the wo. as much, set and turn S. • Do thus to the left, the rest following.

(64)

Sweet Kate.

Longways for as many as will.




Lead up all a D. forward and back. That again.	Set your right foot to your woman's, then your left, clap your wo. on her right hand, then on the left, wind your hands and hold up your finger, wind your hands again and hold up another finger of the other hand, then turn S. * All this again.
--	---

Sides all. That again.	As before.
Arms all. That again.	As before.

(65)

Row well, ye Mariners.

Longways for as many as will.



Lead up a D. forwards and back. That again.	First man two flips cross the Room one way, the woman the other. Back again to your places.	Fall back both. Meet again.	Clap both your own hands, then clap each other's right hands against one another's; clap both your own hands again, then clap left hands, then clap both hands again, then clap your breasts, then meet both your hands against one another. The same again, only clap left hands first.
---	---	-----------------------------	--

First man sides with the next wo. and his wo. with the next man, doing the like till you come to your own places, the rest following and doing the same.

Under and Over.

Longways for as many as will.



Lead up all a D. forward and back, set and turn S. That again.

First cu. meet and back, turn once and an half by both hands. Set each to the 2. and go back, turn by both hands. Do thus to the left, the rest following.

Sides all, set and turn S. That again.

The 1. and 2. on each side hands and go back, meet and cross over, take hands behind you, go half round into each other's places. Do thus to the left.

Arms all, set and turn S. That again.

First cu. meet, fall back, and fall to the 2. place, cross over between the 2. cu. Do thus to the left, the rest following.

Catching of Fleas.

Longways for as many as will.



Lead up all forward and back. That again.

First cu. meet and take right hands, then go over and slip into the 2. place, change places again. Do thus to the left.

Sides all. That again.

First cu. cross over between the second cu. cross over again between them, cast off all four and come to your places. The rest doing the like Change.

Arms all. That again.

First cu. fall down into the 2. place on the outside, back again to your places, take both hands, slip down between them, turn S. This Change to the left.

Duke of Lorrain's March.

Longways for as many as will.



Lead up all and fall back, that again. Set to your own and fall back, then arms with your own. : :


The 1. man and 2. wo. walk round their own and stand before them, then go on the Hey till the 1. wo. and 2. man meet each other, then give right hands to each other, and left hands to your own, the 1. cu. being in the 2. cu. place, and the 2. cu. in the 1. cu. place, then take hands all four and go round. Do this to all, the rest following. : :

The two first men take hands and go to the wall, and their we. follow them and fall back betwixt them, then take hands and fall back, and the 1. and 2. man give hands behind them and go half round, the 1. cu. being in the 2. cu. place, and the 2. cu. in the 1. cu. place, then arms with your own. Do this to all, the rest following. : :

The two first we. lead to the wall, and their men follow them and fall betwixt them, then the 1. and 2. wo. lead their men round into their own places, the 1. man and 2. wo. change places, and the 1. wo. and 2. man change places, then take hands all four and go half round, and the 1. cu. cut off into the 2. cu. place. Do this to all, the rest following.

The Slip.

Longways for as many as will.



Honour to the Prefence. - Honour to your own. : The two first men hands, and the two first we. hands, and fall back from each other, men and we. open, close again, and change places each with his own. - Fall back again, open, close, and change places as before. : :

First man lead his wo. down half way, and honour to her. - Lead her to the bottom, and honour to her. : Then take hands with the last man, his wo. taking hands with the last wo. fall back from each other, open, close, and change places as before, the four uppermost doing the like at the same time. - That again as at the first. : :

Second man lead down his wo. as before. : That as before, the rest following in order.

Tom Tinker.

Longways for as many as will.




Lead up all a D. change places with your wo. First man slip down before the 2. man, then the 1. wo. slip down keeping them still in your hand, faces downward. Lead down a D. change places as before, facing to the Prefence. and the 2. cu. into the 1. place. The 2. cu. do as much to their places.

First man march towards the wall, his wo. following him, while the 2. wo. marches towards the other wall, the man following her, 1. man take his wo. in his right hand, facing to the Prefence falls back a D. while the 2. man takes his wo. in his left hand, facing downward falls back a D. Now the 1. cu. being in the 2. place, and the 2. cu. in the 1. place, meet and pass through, the 1. man cast off to the left hand and fall into the 2. place of the two, side his wo. following him, while the 2. wo. casts off and falls into the 1. place, her man following her. First man and 2. wo. cross over, the 1. man going about the 2. man to his place, and the 2. wo. about the 1. wo. First man and 2. wo. take both hands, the 1. wo. come in between your arms, the 2. man as much, kiss and arm each with his own, the 1. cu. in the 2. place, and the 2. cu. in the 1. place.

The Gossips Frolick.

Longways for as many as will.



Lead up all and fall back. Turn round S. back again, set to your own and fall back, arms with your own.

The 1. cu. cast off into the 2. cu. place, and the 2. cu. slip up and change places with his own, the first man and second wo. and the first wo. and second man meet, set, then set to your own, the first cu. lead up betwixt the second cu. and change places with his own; the first and second men, and the first and second wo. change places, then change with your own. Do this to all, the rest following.

The first and second cu. meet and fall back, turn round S. turn back again, walk round all four till the first man comes into the second man's place, then take the second wo. by both hands and turn her quire round, while the first wo. goes into the second wo. place, and the first man into the second man's place. Do this to all, the rest following.

The first co. man change places with his wo. the 1. man go on the outside of the 2. wo. and stand before her, and the 1. wo. go on the outside of the 2. man and stand before him, the 1. man set to his wo. whilst the 2. man and 2. wo. walk to the wall, then meet the co. the 1. man lead up his wo. and change places, and cast off into the 2. co. place, whilst the 2. cu. lead up. Do this to all, the rest following.

(72)

The Devil's Dream.

Longways for as many as will.



Lead up all and fall back. That again. Set to your own and fall back. That again.

The 1. cu. take hands and meet the 2. cu. and the 1. man take hands with the 2. man, and the 1. wo. with the 2. wo. and fall back from your own. Two first men meet their we. and change places with them.

The 1. man change places with the 2. wo. And the 1. wo. with the 2. man. And turn S. Do this to all, the rest following.

The 1. man take hands with the 2. man, and the 1. wo. with the 2. wo. the 1. man pull up the 2. man, and the 2. wo. put back the 1. wo. then the 1. wo. fall back against the 2. man's back. Then the first man put back the second man on the co. side, and the second wo. put back the first wo. on the co. side, and fall back. Then the two men and two we. change places and fall back. Then meet your own from each other, and change places. Do this to all the rest.

The 1. cu. meet the 2. cu. and take hands, and fall back on the outside of them. Then lead up all abreast and fall back. Then take hands round all four and go half round. Then meet your own and change places. The rest doing the like.

(73)

Punk's Delight, [The new way.]

Longways for as many as will.



Lead up all a D. forward and back, that again. Set, that again.

First man cros over, and taking the 2. wo. by both hands, turn her half about with her back inwards, then put her back into the 2. place, while your we. do the like with the 2. man into the 1. place, flip through each other, hands all four round, then the 1. cu. arms in the 2. place, whilst the 2. cu. arms in the 1. place.

First man going on the outside, and his wo. on the inside, the 2. wo. meet behind her, then the 1. man going on the inside, and his wo. on the outside, the 2. man meet behind him, then the 1. cu. and the 2. man right hands across and go round, then the 1. cu. and the 2. wo. right hands across and go round, the 1. cu. falling into the 2. place.

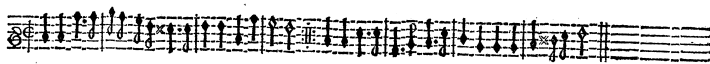
First man go on the outside the 1. wo. the 2. man following him, the 1. man go through between the 1. and 2. we. and march to the wall, the two we. take hands and follow him, the 2. man behind them, then facing back follow the other man to other wall, then meet, cast off to the right, your own we. following you, and stay the men in the we. places and the we. in their men's by the right hands, we. doing the like; each change with his own by the left hand.

(74)

Lady Cullen.

Longways for as many as will.

⊙⊙⊙⊙
)))))



Lead up all a D. and back. That again :

Set and turn S. That again :

First cu. cross over, and fall on the outside into the 2. place, and change places. The first four hands all abreast, and lead up to the Prefence, and fall back.

Right hands across and go round all four. Left hands across and go round, back again.

First cu. cast off, and fall into the 2. place, slip between the 2. cu. the 1. man standing before the 2. man, and the 1. wo. before the 2. wo. The 2. cu. cast off, and fall between the 1. stand as before.

The 2. cu. take both hands and slip up, whilst the 1. cu. take both hands and slip down, holding hands still, both cu. slip together. Set and turn S.

First cu. cross over and fall on the outside in the second place. The first four hands abreast and lead up to the Prefence, and back again.

Each face to his own and clap your hands, we arms whilst the men arms. Arms each other with his own, the 1. cu. in the 2. place, and the 2. cu. in the 1. place.

(75)

Amarillis.

Longways for as many as will.

⊙⊙⊙⊙
)))))



Lead up, and back, that again : Then set to your own wo. fall back, and turn her about :

Cross over with your own wo. into the 2. place, the 2. cu. leading up between, the 2. cu. doing as much. The 1. man cross over with the 2. wo. the 1. wo. cross over with the 2. man, then take all hands and go quite round. Do this to the left.

The 2. cu. lead up and slide out from your own, fall back and slide in. The 1. man takes his wo. by the right hand and leads her into the 2. place, then cast off into their own places and meet, then cast off into the 2. place. Do this to the left.

H 2

(76)

Black Jack.

Longways for as many as will.



Lead up all, and down 2. That again; Set to your own, and fall back 2. That again.

The first man casts off and goes round, the 2. man and 2. wo. follows him into their own places, the 1. wo. and 2. man does as much 2. The 1. cu. leads down the middle and back again, then casts off into the 2. place and foots it 2. Do this to the left.


The 1. man take his wo. in his left hand, and the 2. wo. in his right, and lead to the wall and back, then turn about and take the 2. man and lead to the wall and back 2. Take all hands and go half round and foot it, go back again, the 1. cu. cast off into the 2. place 2. Do this to the left.

The 1. cu. cast off into the 2. place, take hands and lead up all abreast and back 2. The 1. cu. being in the 2. place, take hands and turn, the other cu. set the men, then they turn, and the other set 2. Do this to the left.

(77)

Cavylilly-Man.

Longways for as many as will.



The first cu. lead up, and the second cu. lead down, turn about and lead, the first cu. cast off into the 2. place. Do this to the left.

The first cu. take hands and change places, the 1. man and 2. wo. take hands, and the 1. wo. and 2. man take hands and change places, then take hands with your own and change places. Do this to the left.

The first man cast off, his wo. following him into the 2. place, so going the Figure of 8, the wo. casts off, and does as much. Do this to the left.

(78)

Wallingford-Houfe.

Longways for as many as will.

⊙⊙⊙⊙
)))))



The first man goes round his own wo. the second wo. follows him, then fall into their own places, the first wo. and second man do as much. The first man and second wo. cross over and turn S. then take all hands, go a quarter round and turn all S. then the other cu. cross over and turn S. then take all hands and go round till you come to your own places, and then cast off to the second place. Do this to the left.


The first cu. lead up, the second cu. lead down, back again. That again. The two men go between their own we. and go round them into their own places, then take all hands, go half round and turn all S. the we. do as much round the men, then take all hands and go half round, then the first cu. cast off. Do this to the left.

(79)

Jamaica.

Longways for as many as will.

⊙⊙⊙⊙
)))))



The first man take his wo. by the right hand, then by the left, and so holding hands change places, then do the same to the 2. wo. the 1. wo. and 2. man do the same. Then fall back from your own, the 1. cu. being in the 2. cu. place, go the Figure of 8. Do this to the left.

The 1. man take hands with the 2. wo. and turn her round, the 1. wo. and 2. man do as much. Then the two men take hands, and the two we. take hands, and turn once and an half, then turn your own. Do this to the left.

(80)

Mulberry-Garden.

Longways for as many as will.

⊙⊙⊙⊙
)))



Lead up all, and back, that again. Fall all back, meet, fall back again, then every man turn his own wo.

Go back to back with your own wo. the 2. cu. doing the same, then the two men and two wo. go back to back. Then take all hands and go half round, then change with your own wo. the 2. cu. being in the first place, foot it and cast off, the other leading up, then they foot it and cast off. Do this to the left.

(81)

Singleton's Slip.

Longways for as many as will.

⊙⊙⊙⊙
)))



Lead up all, the 1. man change places with the 2. man and lead out, then lead in, the 1. wo. doing the same. Then the men and wo. fall back, then meet and foot it, then the 2. cu. being in the 1. place cast off, then fall back and foot it as before, and cast off. Do this to the left.

Motson's Jigg.

Longways for as many as will.



Lead up all a D. and back .
That again .


The first man crofs over with his own wo. and turn S. Then the 2. wo. and 2. man crofs over and turn S. Then the 1. man crofs with the 2. wo. and the 2. man with the 1. wo. then take all hands and go half round, then crofs over as before. And then fet to your own and change places. Do this to the left .

Sides all . That again .
Arms all . That again .

The 1. man crofs over with his own wo. in the 2. place, 1. man take hands with the 2. wo. and the 1. wo. with the 2. man, then meet and fall back, then the 2. man and wo. crofs over, then take all hands and lead up all abreast and fall back, the first cu. being in the middle fet to one another, the other man and wo. fet toward the wall, then fet about, then right and left, then fet as before. Do this to the left .

Northern Nancy.

Longways for as many as will.



Lead up all forward and back, the 1. man and 2. wo. go back to back and fall into their own places, the 1. wo. and 2. man do as much. The 2. man take hands and turn once and an half, and the 2. wo. as much at the same time, then turn your own. Do this to the left.

The 1. man and wo. crofs over into the 2. place, then crofs over into the 3. place. Then lead up the middle to the top and cast off into the second place, then take hands and turn round. Do this Change to the left.

The Irish Trot.

Longways for as many as will.



Lead up all a D. and back, set and turn S. • Lead down all a D. and back, set and turn S. 2. The 1. man take his wo. with his right hand, then with his left, and so holding hands across change places, fall back from each other, meet again, fall back, then arms with your wo. and stay in your places, the man on the wo. side, and the wo. on the man's. 2. Hands in like manner with the 2. wo. changing places with her on the right hand, while the wo. do the like with the 2. man, holding him in her left hand, both cu. fall back from each other, meet again, fall back, arms with your own, and so forward to the rest, who following does the like.

Take your own wo. in your right hand, and the 2. wo. on your left, meet the 2. man, fall back, each man honour to his own wo. then to each other's wo. take them by the right hands, then your own by the left, the 1. cu. into the 2. place, and the 2. cu. into the 1. place. The rest following. 2.

Lead up all a D. and back, cast off all and meet, the 1. cu. below and the last cu. above, take your we. in your left hand, and lead them all to the left round about the same places. Lead down all a D. and back, cast off, and meet in your own places as at the first, take your we. in your right hands, and lead them round about on the right hand to your places. •

The Witches.


Longways for as many as will.



Honour to the Prefence. Lead up all forward and back. 2. That again. 2. The two first men take hands, the two first wo. do the same, and put back till the men fall into the we. places, then right hands to the man, and left to their own wo. then the first man and second wo. clap first their own hands, then each others at the same time; the 2. wo. and 1. man cast off till you fall in each other's places, then all round in a ring, then the 2. man and 1. wo. cast off while the other clap and round again in a ring, and then the like to the rest. •

Whitehall.

Longways for as many as will.



Honour to the Prefence. Lead up forward and back. That again. Cast off, first man and wo. lead up 2. cu. in their places, then cast off 2. cu. into your own places, then men take hands, and likewise we. and fall back, then the 1. cu. cast off, and 2. cu. lead up as before, then cross over men and we. in each other's places, then men and likewise we. go back to back, then men and also we. go right hands a whole turn, and left hands a turn with your own: *Which is the first Part.*

The 1. cu. lead down and walk round the 2. cu. into their own places, then cross right over and stand in the 2. cu. places, the 2. cu. moving up a little, then the 2. cu. go the Figure of 8, then both men take their own we. by both hands, the 1. man put his wo. back, and the 2. man pull his wo. to him, till both men and we. fall into their own places, then men and we. fall back, then the 1. wo. cross over to the 2. man, then presently the 1. man go behind the 1. wo. and turn, the 2. wo. turning both together, set to your own, then right hands round, and so to the rest.

The Opera, or The Ape's Dance.

Longways for as many as will.



Honour to the Prefence. Lead up all forward and back. That again.

First man and 2. wo. change places, then 1. man and 2. wo. and 1. wo. and 2. man, take hands and walk round till you have just changed places, then fall back, then all four cross over in each other's places, then take hands and do the same thing again, and at the second crossing the men take hands with your own and put back, then right hands to your own, and left to the other wo. then 1. man go down behind the 2. wo. and the 1. wo. in the middle, the man up in the middle, and the wo. up behind the man, then set to each other and cast off: So to the bottom.

(88)

The King's Jigg.

Longways for as many as will.

○○○○
)))))



Honour to the Prefence, then to your own. Lead up forward and back, that again.


Then the 1. cu. lead up, and the 2. cu. lead down, and turn about and meet, and go back to back with your own we. then the two men lead up to the wall, and the two we. lead also to the wall, then back again, and the two men turn back to back, the two we. doing the same, then the 2. cu. standing still, the 1. cu. crofs over and go round the 2. cu. to the end; the other do this also to the end.

(89)

Newmarket.

Longways for as many as will.

○○○○
)))))



Honour to the Prefence. Lead up all forward and back. That again. First man and wo. change places, then 1. and 2. cu. lead and meet each other, then the 1. man take the 2. wo. and the 2. man the 1. wo. and lead to the wall, meet again, then fall back from each other, then round in a ring just half way, then right hands with your own, and left to the other wo. go right hand and left twice over, and so to the bottom.

The Second Part.



First cu. change places, then 1. man take the 2. wo. by both hands, and 2. man the 1. wo. and turn them till one place comes up the Room and the other down, fall back, meet all together, then fall and clap, then all four once round in a ring, and so to the bottom.

Duke of York's Delight

Longways for as many as will.



Honour to the Prefence, then to your we. Lead up forward and back, that again.

The 1. cu. cast off into the 2. cu. places, then turn your own half a turn, the 2. cu. standing still, then the 1. man go round the 2. man, and the 1. wo. round the 2. wo. Do this to the end.

Then the 1. and 2. cu. go all round in a ring half way, then each man turn his own wo. half way, the 2. cu. being in the 1. cu. place, and the 1. cu. in the 2. cu. place, the uppermost cu. cast off, and the other cu. following them till you come as you were. Do this to the lowermost.

Mr. Staggins's Jigg

Longways for as many as will.



Honour to the Prefence, then to your wo. Lead up forward and back, that again.

The 1. man cast off into the 2. man's place, and turn the 3. man once round, then stand still in the 2. place till his wo. do the like on her side, then cast off into the 1. place, the 1. and 2. man go round each other back to back, their two wo. do the same, then back to back with your own wo. and cast off into the 2. place. Do this over to the end.

The Cobler's Jigg.

Longways for as many as will.




Honour to the Preference, then to your own. Lead up forward and back, that again.

The first man sides with his own wo. then on the other side of his own wo. then change places with your own wo. and set the Cobler, then change places with your own wo. again, then cross over with your own wo. and set the Cobler again, and then turn half round; then the 1. man do the same to the 2. wo. and the 1. wo. to the 2. man. Do this till you come to your own places again.

No-body's Jigg.

Longways for as many as will.



Honour to the Preference, then to your we. Lead up all forward and back, that again.


Then the two 1. cu. fall back, and all four meet and turn hands backward half round, fall back again, and meet and turn as before. This ends the first Strain of the Tune played twice over.

The 1. cu. cross over and meet below the 2. cu. while the 2. cu. leads up in the middle, then the 1. cu. cross over and meet above in their own places, while the 2. cu. leads down into theirs; the 1. cu. lead down below the 2. cu. while the 2. cu. cast up into the 1. cu. place. This ends the second Strain played once.

The 2. cu. being now foremost, they cross over and meet below the 1. cu. while the 1. cu. leads up, the 2. cu. cross over and meet above while the 1. cu. leads down, then each cu. set to one another. This ends the second Strain played twice.

Parsons upon Dorsetby.

Longways for as many as will.




Honour to the Prefence, then to your own. Lead all forward and back, that again.

The 1. man sides with his own wo. then on the other side, 1. man and wo. turn S. half round and back again, turn half round as before, and back again, then take your own wo. by the right hand and turn her once round, then by the left hand and turn her once round again; then the 1. man goes to the 2. wo. and the 1. wo. to the 2. man, and so go on till you come to your own places again. Do this to the end.

Under the Greenwood Tree:

Longways for as many as will.



Honour to the Prefence, then to your wo. Lead up all forward and back, that again.

The 1. man sides with his own wo. then with the co. and back again, then the 1. man and 1. wo. go round each other and back to back, then take your own wo. by the right hand and turn her once round, then by the left hand and turn her again, and so on to the next wo. while your own wo. takes the next man, and so turn round till you come to your own places again.

Sawney was tall.

Longways for as many as will.



Honour to the Prefence, then to your wo. Lead up forward and back.

Then the 1. cu. change places and go back to back, then cross over and meet below the 2. cu. and set to one another. *This ends the first Strain of the Tune played twice over.*

The 1. cu. go the Figure of 8 round the cu. above them and set to one another, then the man turn both hands with the wo. next above him once round, and his wo. do the like with the man next below her. *This ends the last Strain played once.*

Then the 1. cu. go the Figure of 8 round the cu. below them, then meet and turn both hands once and an half round. *This ends the last Strain played twice.*

Westmerland.

Longways for as many as will.



First man and 2. wo. take right hands and turn half round, while the 2. wo. pass round the 1. wo. into her place, the 1. man also go round the 2. man and pass into his place, then 1. man and 2. wo. take left hands and turn half round into their own places again, and the 2. man and 1. wo. do the like. *This is the first Strain played twice.*

The 1. man cast off on the outside of the 2. man, and come up round the 1. wo. into the 2. wo. place, while the 2. wo. cast up and goes above the 1. wo. and below the 2. man into the 1. man's place, then the 2. wo. change sides, and the two men also change sides at the same time, then the 1. wo. and 2. man do the same as the other did. *This is the second Strain played twice.*


K

(98)

Well-hall.

Longways for as many as will.

○○○○
))))



Honour to the Prefence, then to your we. Lead up all forward and back, that again.


The 1. man turns his own wo. once and an half, and goes into the 2. place and cros over, and the 2. man and wo. being in the 1. place does the same, then the 1. man and 2. wo. change places, and the 1. wo. and 2. man do the same, then hands all together and go half round into your own places and turn S. then the 1. wo. and 2. man cros over, and the 1. man and 2. wo. do the same, then all take hands and go half round into their own places, then the 1. cu. cast off into the 2. place; and so on to the end.

(99)

Valentine's-Day.

Longways for as many as will.

○○○○
))))




Honour to the Prefence, then to your we. Lead up all forward and back, that again.

First cu. lead up, and the 2. cu. lead down, then change hands and meet, then the two men take hands, and likewise the two we. take hands, and lead to the wall and back again, then the 1. man and 2. wo. change places, and then stand still till the 1. wo. and 2. man do the like, then the two men take hands, and also the two we. take hands, and fall back from each other, then meet and cros over with your own wo. then the 1. man and 2. wo. meet and turn back to back, and then stand still till the 1. wo. and 2. man do the same, then all four clap hands and turn S. and take hands in a ring and go quite round. Do the same over again to the left.

K 2

The Bore, or Sweet William.

Longways for as many as will.




Honour to the Prefence. Lead up all a D. forward and back, that again.

The 1. cu. turn both hands once round, then cast off and meet below, while the 2. cu. lead up and turn S. first cu. clap hands right and left and cast off into their own places, while the 2. cu. lead down and turn S. at the same time. *This ends the first Strain played once.*

The 1. cu. cross over and meet below, while the 2. cu. turns right hands once round, then all four clap right hands, and then left, with your co. we. then all four take hands and go half round, then part, holding the co. wo. by the hand, going 2 or 3 steps back, all four set to your own we. then 1. cu. cast off into the 2. place, while the 2. cu. turns up in the middle half round into their own places. *This ends the second Strain.*

Young Jenny.

Longways for as many as will.




Honour to the Prefence, then to your we. Lead up all forward and back, that again.

The 1. man take his own wo. by the left hand and cast off into the 2. cu. place, the man being on the wo. side, and the wo. on the man's, then the 1. man take the 2. wo. by the hand and lead her betwixt the other two, each casting off round, then into their own places, they standing still while the other two do over the same. *This ends the first Strain played twice.*

Then the men give their right hands to their own we. then their left to the next we. turning them off the second time, then each man set to his own and change places, then are you as you were at first; then the 1. man change places with the 2. wo. standing back to back at a little distance, then the 1. wo. and 2. man do the same, then all four clap hands, and then take hands and go round in a ring, then back to back half, and turn your own half a turn, and so on to the end. *This ends the last Strain played twice.*

Bouzer-Castle.

Longways for as many as will.



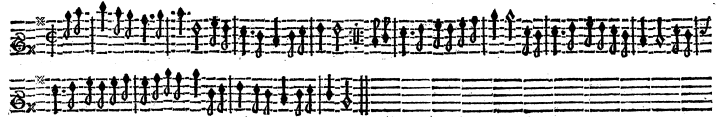
Honour to the Prefence, then to your we. Lead up all forward and back, that again.

Then the 1. man cast off into the 2. wo. place, and 2. wo. into the 1. man's place, and the 2. man do the same into the 1. wo. place, then the 1. cu. being in the 2. cu. place go the Figure of 8, and the 2. cu. being in the 1. cu. place do the same, then hands round and turn S.

Then the we. take right hands, and the men right hands, and change places, then change places with your own, the 2. cu. being in the 1. cu. place cast off, the other lead up in the middle, and cast off into the 2. cu. place and meet, then cast off into their own places again, and so lead down into the 2. place. Do this to the end.

Bore la Bals.

Longways for as many as will.



Honour to the Prefence, then to your we. Lead up all forward and back, that again.

First cu. cast off into the 2. cu. place, and then cross over and go into the 3. cu. place, then go the Figure of 8 with the 3. cu. and then with the 2. cu. then the 1. cu. being in the 2. cu. place take hands, and lead up all abreast to the Prefence, then the 1. cu. being in the middle, change places, and cast off into the 2. cu. place. Do this to the left.

Christchurch Bells in Oxon.

Longways for as many as will.



Honour to the Prefence, then to your we. Lead up all forward and back, that again.


First man turns right hands with the second wo. once round, and left hands with his own wo. once round. This ends the first Strain of the Time.

Second man turns left hands with the first wo. once round, and right hands with his own wo. once round. This ends the second Strain.

All four take hands and go once round, then each cu clap right and left hands, then the 1. cu. cast off into the 2. cu. places, while the 2. cu. leads up. This ends the third Strain.

The Mermaid.

Longways for as many as will.



Honour to the Prefence, then to your we: Lead up all forward and back, that again.

The 1. cu. give right hands to one another, then their left to the 2. cu. and fall back, then face to face, then back to back with your own we. then the two we. cast off into their own men's places, and the men follow them, making no stop till they come into their own places, then the two men back to back, and the two we. back to back, the two men put their right hands across and turn the we. till you come into your own places and turn S. then the 1. cu. cast off into the 2. cu. places, then into their own, and go the Figure of 8, then the men take right hands, and the we. right hands at the same time, and turn round into the 2. cu. places, then turn your own with your left hand, and so on till you come into your own places.

Hey-boys, up go we.

Longways for as many as will.

○○○○
))))



Honour to the Prefence, then to your we. Lead up forward and back, that again.

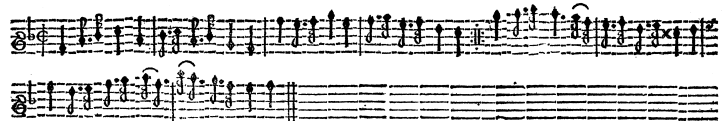
The 1. man take his own wo. and the 2. wo. by their hands, and go round till they come into their own places, the 2. man standing still, then the 1. man and wo. with the 2. man do the same, the 2. wo. standing still, then fall back and turn S. then the two men back to back, and the two we. back to back at the same time, then the 1. ca. clap hands and cast off, the two men clap hands on their side, and the two we. clap hands on the other side; and so on to the next.

(107)

Smith's Rant.

Longways for as many as will.

○○○○
))))



Honour to the Prefence, then to your we. Lead up all forward and back, that again.

First, sides with your own wo. then on the other side, then both clap hands and make a pass at each other and turn S. then turn your own wo. once and an half, and so on to the next till you come to your own places.

Then the 1. man takes his own wo. by the right hand, holding it up till the 2. wo. passeth under, then face about while the 2. wo. goes back again, then they three clap hands and make a pass all together, and all three turn S. then take hands and do the same to the 2. man; and so to the end.

(108)

⊙⊙⊙⊙
)>>>

Hedge-Lane.

Longways for as many as will.

Honour to the Prefence, then to your we. Lead up forward and back, that again.

The two first cu. fall back, then the 1. cu. cast off round into the middle, while the 2. cu. leads up through the middle and comes to the outside, then all four being abreast lead down and back again, then the 2. cu. lead down between the 1. cu. and cast off into their places, then both men cross over into the we. places, and the we. into the men's. *This over again.*

First man turn right hands with the 2. wo. once round, then 2. man turn left with the 1. wo. once round.

First cu. turn both hands once round, and so down into the 2. cu. place, while the 2. cu. cast up into the 1. cu. place.

(109)

⊙⊙⊙⊙
)>>>

Love lies a bleeding.

Longways for as many as will.

Honour to the Prefence, then to your we. Lead up all forward and back, that again.

The 1. man and wo. cast off into the 2. cu. place and meet, then go round each other back to back, and cast off into your places; then do the same over again. *This to the first Strain of the Tune.*

Then the two men clap hands with each other, and the two we. with each other, and then with your wo. then the 1. cu. cast off into the 2. cu. places and clap hands as before, then turn your own wo. once round; and so to the end. *This to the second Strain.*


L

(110)

Never love thee more.

Longways for as many as will.

⊙⊙⊙⊙
))))



Honour to the Prefence, then to your we. Lead up all forward and back, that again.

The first man back to back on the right hand of his wo. and back to back on the left hand of his wo. to their own places, then crofs over the 2. cu. and the Hey through the 2. cu.

Then hands half round and fall back all four, then side over to one another's places, then right hands being acrofs go half round, then left hands being given acrofs go half round.

(111)

Jack's Health.

Longways for as many as will.

⊙⊙⊙⊙
))))



Honour to the Prefence, then to your we. Lead up all forward and back, that again.

The 1. cu. crofs over with the 2. cu. and back to back, the 1. man being on the 1. wo. side, then the 1. man back to back with the 2. wo. and 1. wo. back to back with the 2. man, the 1. man leading the 2. wo. to the Prefence, and the 1. wo. with the 2. man lead down at the same time, then all four face together, then hands right and left to the end.

(112)

Old Simon the King.

Longways for as many as will.

⊙⊙⊙⊙
))))

Musical notation for 'Old Simon the King' consisting of five staves. The first two staves are treble clef, and the last three are bass clef. The music is in 2/4 time and features a mix of eighth and sixteenth notes.

Honour to the Prefence, then to your we. Lead up all forward and back, that again.

First man being on his wo. side lead the 2.wo. sideway, then the 1.wo. with the 2. man lead to the other side at the same time, then all face, then 1. cu. cast off, and 2. cu. fall into the 1. cu. places, then 1. cu. lead downward, and 2. cu. lead to the Prefence at the same time, then 1. cu. fall into their own places, and 2. cu. cast off to their own places at the same time, then 1. man back to back with the 2. wo. and 1. wo. and 2. man back to back at the same time, then 1. man give right hand to the 2. wo. and left to his own wo. then 1. wo. give right hand to the 2. man, and right and left with her own, then the Hey through the 2. cu. which brings him on his wo. side again.

(113)

Green Sleeves, and Pudding-Pies. Longways for as many as will.

⊙⊙⊙⊙
))))


Musical notation for 'Green Sleeves, and Pudding-Pies' consisting of three staves. The first two are treble clef, and the last is bass clef. The music is in 2/4 time and features a mix of eighth and sixteenth notes.

First cu. change places and side with the 2. cu. and turn each other, then 2. cu. side and turn again into their places, then each cu. cross over and change places, and go the Figure of 8, then 1. man fall back and turn his own, the rest doing the same. This to the first Strain of the Tune.

First man set to the 2.wo. and go back to back, and 2. man set to the 1. wo. and go back to back, then all four take hands and go half round and fall back, then cross over with your own, while the 2. cu. flip up, and take hands and turn down between the 2. cu. and so lead down between the 3. cu. and cast up and turn your own; The other cu. do the same. This to the second Strain.

Ston-Houfe.

Longways for as many as will.



First man and first wo. and 2. man and 2. wo. take hands, and go half round and turn S. while the 1. wo. crofs over with the 2. man, then all four take hands and go half round, and the 2. wo. crofs over with the 1. man; The other cu. do the like. *This is the first Strain.*

The two wo. being now in the men's places, stand still, while the two men lead between them round into their own places, then each take hands with their own, and turn till the wo. come into their own places again, then the two wo. take hands and lead betwixt the two men, and go round into their own places again, then the 1. cu. being now in the 2. cu. place, go the half Figure, till they come into the 2. cu. place. *This is the second Strain twice.*

Excuse me.

Longways for as many as will.



First man and first wo. crofs over and pass into the 2. cu. place, then take hands and turn round till the 1. man is in the 2. man's place, and the 1. wo. in the 2. wo. place, then the 2. cu. do this over as the 1. cu. did, the rest doing the same. *This is the first Strain played twice.*

Then the 1. man and 2. wo. meet and fall back, and turn S. and the 1. wo. and 2. man meet and fall back, and turn S. *This is the second Strain twice.*

Then the 1. cu. call off and go down on the outside of the 2. cu. and go the whole Figure, till the 1. wo. come into the 2. wo. place, and the 1. man into the 2. man's place, then 2. cu. call off and go the whole Figure of 8 between the 1. cu. till they come into the 3. cu. place, and slip up in the middle till they come to their own places again; the rest do the like. *This is the third Strain twice.*

The Rimmer.

Longways for as many as will.




The 1. cu. cast off and go down below the 3. cu. then lead up again in the middle and slip into the 2. cu. place, while the 2. cu. slips into the 1. cu. place.

Then 1. and 2. cu. go back to back with their own, and take right and left hands all four with their own and go round, till the 1. cu. come in the 2. cu. place, and the 2. cu. in the 1. cu. place, then 1. and 2. cu. go back to back with their own, and then take right and left hands with their own, and go quite round till they come into the 2. cu. place. The rest do the like.

Miller's Jigg.

Longways for as many as will.

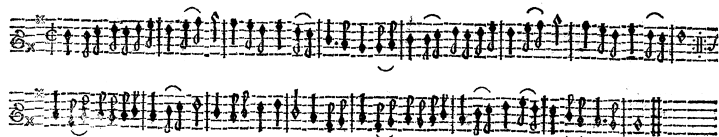


First cu. take hands, and 2. cu. take hands, then 1. cu. change into the 2. cu. place, and 2. cu. into the 1. cu. place, then back to back with your own, and come to your places; The rest do the same. *This to the first Strain of the Tune once over.*

The 1. and 2. cu. take right hands across and go half round, then take left hands across and go half round, and so back to back into their own places, then 1. cu. cast off into the 2. cu. place, then all four take hands and go half round, then each man cross over with his own wo. and so into their own places again; The other cu. do the same. *This to the second Strain of the Tune.*

Dragoons March.

Longways for as many as will.



Honour to the Prefence, then to your we. Lead up all forward and back, that again.

Then the 1. cu. crofs over round below the 2. cu. and crofs over again round below the 3. cu. then lead up through the middle into their own places, then caft off below the 2. cu. and turn hands once round. *This to the first Strain played twice.*

Then lead down, and caft up again to the 2. place, and turn both hands once round, then lead up, and caft down again into the fame place, and turn both hands once round. *This to the second Strain played twice.*

Country Abigail.

Longways for as many as will.



First man and 2. wo. caft off and go below the 2. cu. then crofs over below the 3. cu. and lead up again in the middle, and then caft off into the 2. cu. place, then the 2. man and 1. wo. being together take hands and fall back, while the 1. man and 2. wo. crofs over and turn their own, then the two we. crofs over, and the two men crofs over, and all four clap hands, then take hands and go quite round and caft off; The reft do the fame Figure over.

(120)

The New Bath.

Longways for as many as will.




First man take the 2. man by the right hand, and turn round into their places again, then 1. wo. take the 2. wo. by the right hand, and turn round into their places again. *This is the first Strain of the Tune.*

Then 1. man cross over into the 2. wo. place, and 2. man into the 1. wo. place, then all four meet and clap hands, and turn quite round, then 1. wo. cross over into the 2. man's place, and 2. wo. into the 1. man's place, and meet, then all four clap hands and turn quite round; The other cu. do the same over again. *This is the second Strain.*

(121)

Hap-hazard.

Longways for as many as will.



First man and first wo. cross over and go into the 2. cu. place, and the 2. man and 2. wo. cross over and go into the 1. cu. place, then 1. man cross over into the 2. wo. place, and 1. wo. into the 2. man's place, then all four take hands and go round till they come into their own places again, the rest following and doing the same over again. *This is the Tune twice over.*

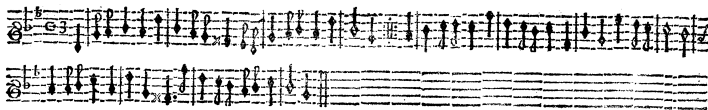
Then 1. cu. cast off into the 2. cu. place, and 2. cu. into the 1. cu. place, and back to back with their own, then right and left hands with your own, and go round till you come into your places; The other Couples do over the same. *This is the Tune twice over.*

(122)

Prince George.

Longways for as many as will.

⊙⊙⊙⊙
))))



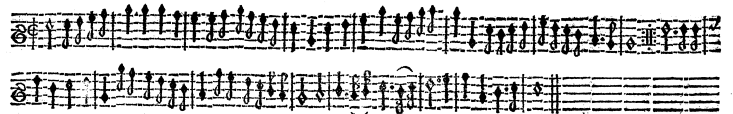
First man set to his own wo. and then take hands with the 2. man and turn round into his place, while the 1. and 2. wo. does the like, then the 1. cu. cross over into the 2. cu. place, then all four take hands and lead up abreast, then the 1. man cross over and go below the 2. man, while the 1. wo. goes below the 2. wo. and clap hands, then all four hands and go quite round. The other Couples do the same.

(123)

The Grenadiers March.

Longways for as many as will.

⊙⊙⊙⊙
))))



First cu. set to each other, then 1. wo. go down the inside of the 2. wo. and come round into her place, and the 1. man go on the outside of the 2. man, and come up in the middle into his place at the same time, then the 1. man and 1. wo. set to each other, and the 1. wo. go down on the outside of the 2. wo. and come up in the middle to her own place, while the 1. man goes down the inside of the 2. man, and comes round him into his own place again. *This to the first Strain played twice.*

Then 1. man and 1. wo. cross over and go the whole Figure of 8, and come below the 2. cu. and take hands and turn their own, then lead down through the 2. cu. and cast up again into their places and turn their own, the rest following and doing the same. *This to the second Strain twice.*

(124)

Arcadia.

Longways for as many as will.

⊙⊙⊙⊙
))))



The 1. man stand in the wo. place, and the wo. in the man's, then 1. man slip down in the middle into the 2. wo. place, and 1. wo. into the 2. man's place, then 1. man and 2. wo. clap hands, while the 2. man and 1. wo. clap hands, and cross over and change places, then 2. man and 1. wo. clap hands, while the 1. man and 2. wo. clap hands at the same time, then 2. wo. change places with the 1. wo. and each clap hands with their own, while the two men cross over and take right and left hands quite round with your own, then lead through the middle, and cast off into the 2. cu. place; the rest doing the same Figure.

(125)

Pell-mell.

Longways for as many as will.

⊙⊙⊙⊙
))))




First man cast off and come below the 2. man, while the 1. wo. slips down below the 2. man and comes round into the middle, then all four turn S. and the 2. man and 2. wo. go back to back, then 1. man take the 1. wo. by the right hand and turn once round, while the 1. wo. takes the 2. man by the right hand and turns once round; then the other cu. do the same.

The 1. man take the 1. wo. by the right hand and turn once round into the 2. cu. place, then lead up between the 2. man and 2. wo. and go the half Figure into their own places again, the other cu. doing the same again.

Johnny, cock thy Beaver.

Longways for as many as will.

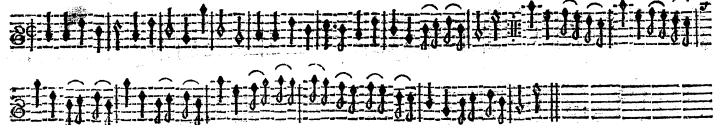


First man and 2. wo. take left hands and turn quite round into their places again, and the 2. wo. cast up above the 1. wo. and go round below the 2. man, while the 2. man flips up into the 1. man's place, and the 1. man at the same time casts off into the 2. man's place, and 2. wo. cast up into the 1. wo. place, while the 1. wo. flips into the 2. wo. place; The other cu. do the same Figure over. This to the first Strain over.

First and 2. men lead between the 1. and 2. wo. and go the Figure, which brings the 1. man into the 2. man's place, and the 2. man into the 1. man's place; then each cu. as they now stand change places with their own, and the two wo. being now on the men's side, lead through the two men and go the Figure, and each cu. take hands and turn their own till they come into their places again; The other cu. do the same Figure over. This to the second Strain over.

Black and Grey.

Longways for as many as will.




The 1. and 2. cu. take hands and go quite round and cast off, then the 2. and 3. cu. take hands and go quite round and cast off, the 1. cu. being now in the 3. cu. place, the 1. man turn the 2. wo. and the 1. wo. turn the 2. man with the right hand at the same time, and then each turn their own with the left, then the 1. man turn the 2. wo. and the 1. wo. turn the 2. man with the right hand, and then turn their own with the left, till they are in their places.

(128)

Hey ho, my Honey.

Longways for as many as will.




First man cast off below the 2. man, and 1. wo. do the like and stand between the 2. man and 2. wo. then all three take hands and lead up abreast and set to the 1. man, then the 1. man go round the 2. man, and the 1. wo. go round the 2. wo. while the 1. wo. stands in the middle, then all three meet and set to the 1. man, then 1. man and 1. wo. cast off into the 2. cu. place; The other cu. do over the like.

(129)

Short's Garden.

Longways for as many as will.



First man stand on the wo. side, and the wo. on the man's, then the 1. man cast off and go on the outside of the 2. wo. while the 1. wo. goes down the inside of the 2. wo. and the 2. cu. flip up into the 1. cu. place, then the 1. wo. go up on the outside of the 2. man, and the 1. man on the outside of the 2. wo. into their own places. This is the first Strain played twice.

The 1. man stand in the 1. wo. place, then the 1. man and 2. wo. cross and go the Figure between the 1. wo. and 2. man till they come to their places again, then the 1. man and wo. take hands and change into the 2. wo. place while the other two do over the same, then each cu. change over with his own, and the 1. man and 1. wo. cast off into the 2. cu. place, while the 2. man goes below the 1. man, and go the Figure between the 2. wo. and 1. man into their own places again, then the man set to the 1. wo. and jogg with his right elbow and foot, then with his left elbow and foot, and change places; The other cu. do the like Figure over. This is the second Strain played twice.

Vienna.

Longways for as many as will.



The first man sets to his own, and crosses over with the 2. wo. then first and second wo. set, and cross over and change places; then 1. and 2. man take hands and lead between the 1. and 2. wo. and come into their places again; then all four clap and take hands, and go half round into their own places again; then 1. and 2. wo. take hands, and lead between the 1. and 2. men into their own places again; then all four clap and take hands, and go half round into their places again, the rest doing the same.

(131)

Wolverton-Hall.

Longways for as many as will.

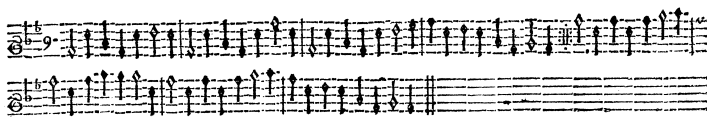


The 1. man and 1. wo. meet, then fall back and change places, then the 2. man and 2. wo. lead up into the 1. cu. places, then fall back and change places; the 1. man then being in the 2. wo. place, and the 1. wo. in the 2. man's place, they all four take hands and turn round till each cu. come into their own places again; then 1. and 2. wo. take hands and lead between the two men into their places, and hands half round, then cast off, the rest doing the same in like manner.

(132)

The Fir's come on me now. *Longways for as many as will.*

⊙⊙⊙⊙
)))))



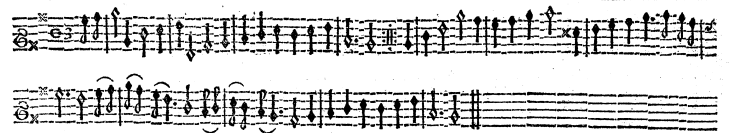
First man cast off and go below the 2. man and come up into his place, the 2. wo. go up and come round the 1. wo. into her place again, then each cu. take hands and turn once round into their places; the 2. cu. do the same over as the first did. *This is the first Strain played twice.*

First and 2. man cross over and change into their own wo. places, then the 1. man go below the 2. wo. the half Figure, while the 1. wo. goes round the 2. man the half Figure, till they come into their places again, and turn S. The next cu. cast up, and do the same. *This is the second Strain played twice.*

(133)

Lady of Pleasure. *Longways for as many as will.*

⊙⊙⊙⊙
)))))



First man and 2. wo. cross over into the 2. cu. place, then all four take hands and lead up abreast, then 1. man cross over with the 2. wo. and 1. man in the 2. wo. place, then 1. man cross over with the 2. wo. and 1. wo. cross over with the 2. man, then set to each other and cast into the 2. cu. place, then 2. cu. go the Figure below the 3. cu. into the 2. cu. place, and each cu. turn their own. The rest do the like.


N

(134)

Painted Chamber.

Longways for as many as will.

⊙⊙⊙⊙
)>>>




The 1. man stand on the 1. wo. side, and cast off on the outside into the 2. cu. place, and then into the 3. cu. place, then all four take hands and lead down abreast, then go the Figure through the 3. cu. into the 2. cu. place, and turn their own, then the 1. and 2. cu. lead up all four hands abreast, then the half Figure into the 2. cu. place, and turn their own, the rest doing the like.

(135)

Cupid's Garden.

Longways for as many as will.

⊙⊙⊙⊙
)>>>




The 1. man go the Hey between the 2. and 3. man into the 4. man's place, then the 1. wo. do the same as the 1. man did, then 1. man back to back with his own wo. and cast up into the 2. place, then 1. man cross over into the 2. wo. place, and 2. wo. at the same time cross over into the 1. man's place, then meet and set, and cast off into the 2. cu. place, then go the half Figure into the 2. cu. place, and so turn their own; the rest doing the like.

(136)

The Knot.

Longways for as many as will.

○○○○
))))



First man and 1. wo. cross over into the 2. cu. places, and go the Figure through the 2. cu. into their own places again, then they cross over below the 3. cu. and go the Figure, and the 1. man turn the 3. wo. and 1. wo. turn the 3. man, and then turn their own, then 1. man turn the 2. wo. and 1. wo. the 2. man, then all four take left hands, and turn half round into their places again; Then the other cu. do the same over. This is the Tune played once over.

Then the 1. man and 1. wo. cast off into the next cu. places, and lead through them round into their places again, then cast off and lead through them again and turn his own, then 1. man turn the 2. wo. and 1. wo. turn the 2. man, and then each turn his own half round into their places again; The rest do the same over.

(137)

Bonny Dundee.

Longways for as many as will.

○○○○
))))



The 1. cu. take hands and lead down to the 2. man, then fall back, and all four turn S. then 2. cu. take hands and lead up to the 1. wo. so fall back and turn S.


The 1. man go round about the 1. wo. into his own place, and 2. wo. go round about the 1. man into her own place, then 1. wo. go round about the 1. man into her own place, and 2. man go round about the 2. wo. into his own place, then all four hands half round, so fall back neat, and clap hands and turn your own.

(138)

Jenny, come tye my Cravat.

Longways for as many as will.

⊙⊙⊙⊙
))))



The 1. man turn the 2. wo. and the 1. wo. turn the 2. man, then cross over below the 2. cu. then below the 3. cu. and lead through both cu. and cast off.

The wo. fall back, and the men follow them, and turn S. then men fall back, and the wo. follow them, and turn S.


Clap hands, side, then all four turn S. then clap hands with your own Partner, and so cast off.

(139)

Holyrood-Day.

Longways for as many as will.

⊙⊙⊙⊙
))))



The 1. man and 1. wo. cast off behind the 2. cu. then 1. man and 1. wo. lead through the 3. cu. and up round again, then 1. man give his right hand to his Partner's right, and 2. man give his right hand to his Partner's right, and so change till they come to their places again.

The 1. man and 1. wo. cross over the 2. cu. and back to back, then 1. man and 1. wo. cast off behind the 3. cu. and back to back, then 1. man turn the 3. wo. and 1. wo. turn the 3. man, then the 1. cu. turn each other, then the 1. man turn the 2. wo. and the 1. wo. turn the 2. man, then the 1. cu. turn each other.

(140)

The Jockey.

Longways for as many as will.

⊙⊙⊙⊙
)))))

Each Strain twice.

The musical notation consists of two staves. The top staff is in treble clef with a key signature of one flat (B-flat) and a common time signature. The bottom staff is in bass clef with the same key signature and time signature. The music is written in a longways style, featuring a series of eighth and sixteenth notes with various rests and phrasing.

The 1. man set to the 2. wo. and then fall back and turn one S. then 1. wo. and 2. man do the like, then 1. man crofs over with the 2. wo. and 1. wo. with the 2. man, then 1. cu. being in the 2. cu. place go the half-Figure, and the other cu. go the half Figure through, then turn their own Partners.

(141)

Ladies of London.

Longways for as many as will.

⊙⊙⊙⊙
)))))


The musical notation consists of two staves. The top staff is in treble clef with a key signature of one flat (B-flat) and a common time signature. The bottom staff is in bass clef with the same key signature and time signature. The music is written in a longways style, featuring a series of eighth and sixteenth notes with various rests and phrasing.

The 1. man crofs over and go into the 2. wo. place, the 2. wo. cast off at the same time into the 1. man's place, then 1. wo. crofs over and go into the 2. man's place, and 2. man crofs over and go up into the 1. wo. place.

The 1. man and 2. wo. crofs over, and the 2. man and 1. wo. do the like, then all four hands half round and turn S. then clap hands, then fides and turn S. then clap hands with their own Partners, and turn them S.

Afropes Wells.


Longways for as many as will.



The 1. man take the 2. man by the hand and turn round into their own places, then lead through between the two wo. into their own places again, the wo. doing the like after; then the 1. cu. cast off below the 2. cu. and go back to back, then lead up between the lower cu. and the outside of the 1. cu. fo set to your Partners, and cast off into the 2. cu. place.

The Garter.

Longways for as many as will.




The 1. man go round on the outside of the 1. wo. into his own place, and the 2. wo. follow the 1. man into her own place, and turn S. then the 1. wo. go round on the outside of the 1. man into her own place, and the 2. man follow her into his own place, and turn S.

The 1. man and 2. wo. change places, then 1 wo. and 2. man change places, the both cu. go the half Figure and clap hands, then turn their own into their places again.

(144)

The Maid's Delight.

Longways for as many as will.




The 1. man go back to back with the 2. wo. and the 1. wo. go back to back with the 2. man, then 1. cu. cros over below the 2. cu. and go back to back with their own Partners, then cast up and cros over into the 2. place, and then clap hands and turn their own Partners.

(145)

Maids Morris

Longways for as many as will.



The two men take hands and fall back, then meet their Partners and turn S. the two wo. doing the like afterwards.


All four take hands and go half round and turn S. then half round and back again, then the double Figure, and the 1. cu. lead down the middle.

(146)

Cold and Raw.

Longways for as many as will.

⊙⊙⊙⊙
>>>>



The 1. cu. go back to back with their Partners, and the 2. cu. do the same at the same time.

The 1. man take hands with his Partner and turn her round, the 2. cu. doing the same at the same time.

The two we stand still, while the 1. man goes round about the 2. wo. into the 2. man's place, and the 2. man goes round about the 1. wo. into the 1. man's place, then all clap hands, then all four take hands and go quite round, the we. doing the like.

(147)

Siege of Buda.

Longways for as many as will.

⊙⊙⊙⊙
>>>>



The 1. cu. back to back, and the 2. cu. at the same time do the like, then 1. and 2. man back to back, the we. doing the like at the same time.

The 1. and 2. man take hands, the we. doing the like, and change over, then fall back and cross over with their Partners, then all four take hands and go quite round, and the 1. cu. to their Partners, and so cast off.

(148)

⊙⊙⊙⊙
))))

The Mask.

Longways for as many as will.



The 1. man go above the 1. wo. into the 2. wo. place, the 2. wo. into the 2. man's place, and the 2. man into the 1. man's place, then all four turn S.

The 1. wo. go above the 2. man into the 2. wo. place, the 2. man into the 1. wo. place, and the 2. wo. into the 2. man's place, then all four turn S.

All four hands across half round, then fall back and hands across half round, then back again, then the two men and two wo. lead to the wall at the same time, the other do the like; then all four meet and jump, and clap hands, then take hands half round, and so cast off, then lead down and the other lead up, then all four meet and jump, and clap hands all together, then turn their own Partners.

(149)

⊙⊙⊙⊙
))))

Bellamira.

Longways for as many as will.



First man take hands with his Partner and lead her down the middle, the man go on the wo. side, and the wo. on the man's, then 1. man side with foot and elbow the 2. wo. and 1. wo. side with foot and elbow the 2. man, and turn sides to their own places.

Cross over with their Partners, and go round about the 1. cu. till the 1. man comes into the 2. man's place, and the 1. wo. into the 2. wo. place, then 1. man cross over with the 2. wo. and 1. wo. with the 2. man, then all four clap hands, and hands half round and turn S.

Q 3

(150)

Rigadoon.

Longways for as many as will.

⊙⊙⊙⊙
)))))

The Notes with this mark* over them are to be played Demifeminizers.

The two we fall back, and the two men fall back at the same time, then all four meet, and hands across half round, and fall back again, then all four meet, and hands across, and go half round into their own places.

The 1. and 2. man sit, the wo. do the like, then the 2. man cast off into the 2. wo. place, and the 1. man cast off into the 1. wo. place, then the two we sit and do the like, then both cu. turn their own Partners, and the 1. cu. cast off and sit to their Partners, and turn their own Partners again, then the 1. man set to the 2. man, and the 1. wo. to the 2. wo. then all four meet and clap hands, and hands quite round.

(151)

A Pafpe.

Longways for as many as will.

⊙⊙⊙⊙
)))))

First cu. cross over to the second improper, then the Figure through the 2. cu. to the second proper, then cross over to the third improper, then the 1. cu. cast up to the second improper, and cross over below the 2. cu. to the first improper, then the 1. and 2. we. change places, and the 1. and 2. man the like, then the 1. and 2. cu. all hands half round, and the 1. cu. cast off to the second improper, then the 1. wo. cross over below the 2. wo. and come between the 3. cu. (the 1. man at the same time cross over and go above the 2. man, and so come between the 2. cu.) then the 1. wo. in the middle of the 3. cu. hands all three abreast, (the 1. man the same with the 2. cu. at the same time,) then meet and set, then the 1. man hand his own and turn to the second proper.

(152)

Alchur's.

Longways for as many as will.

⊙⊙⊙⊙
))))




First cu meet and set, and turn S. then the 1. wo. cast off into the second improper, (her Partner at the same time follows her and casts off to the second improper,) the 2. cu. doing the same, then the two men hands and lead through the we. to the same, then all clap, and all hands quite round, and then the two we. do the same, then clap, and all hands half round and turn S.

(153)

Welcom home old Rowley.

Longways for as many as will.

⊙⊙⊙⊙
))))



First and second men go the Figure round the we. till the first is second improper, and the second is first improper, then the two we. do the same, then clap with your own and turn S. then clap, sides, and change places to proper all, then back to back with your own, and right and left to the second proper.

(154)

Peel's Hole.

Longways for as many as will.




First cu. cast off to the second proper, and then the Figure to the second improper, then the men change places, and the two wo. the like, then all hands quite round, $\frac{S}{\times}$ and right and left (with your own first) to the second proper.

(155)

Efflex-Buildings.

Longways for as many as will.



First cu. double hands, and turn down the middle to the second proper, and then all four turn S. then all four hands abreast, (the 1. man on the outside left, and the 1. wo. on the outside right, of the 2. cu.) and head to the Prefence, then the 1. cu. double hands and turn to the second proper, then the 1. cu. single hands and lead up, and cast off to the second proper, then all four set their backs and take hands and turn, till the 1. cu. is second proper.

(156)

Lilli Burlero.

Longways for as many as will.

⊙⊙⊙⊙
)>>>




The 1. man lead his Partner down through the 2. cu. and cast up to his own place, and the 2. cu. lead up through the 1. cu. and cast off into their own places, then the 1. man cross over with the 2. wo. and the 1. wo. with the 2. man, then fall back and meet and turn S. then cross over, and the men back to back, the we. at the same time doing the like, then the two men right and left, the we. at the same time doing the like till the 1. cu. comes into the 2. cu. place.

(157)

Emperor of the Moon.

Longways for as many as will.

⊙⊙⊙⊙
)>>>



The two men set their own, then all four single, then the two men hands, (the two we. the same at the same time,) and meet and set, then the 1. cu. cast off to the second proper, and the 2. cu. cross over to the second improper, then the 2. wo. hands with the 1. wo. and turn to the second proper, (the 2. man at the same time with the 1. man to the second proper, then the 1. cu. the same, which brings them to the second proper.

(158)

New Rigadoon.

Longways for as many as will.

⊙⊙⊙⊙
)>>>




The first man turn his own Partner round by the right hand, and then turn the 2. man with the left till he comes to his own place, then the 1. man turn his own Partner again by the right hand, and then the 1. wo. the 2. wo. by the left. The 1. cu. cross over below the 2. cu. and go the Figure, then take hands and lead through below the 3. cu. and cast up into the 2. cu. place, and then turn your Partner.

(159)

Pretty Mif.

Longways for as many as will.

⊙⊙⊙⊙
)>>>




The 1. man slip down below the 2. man, and then come up into his own place again, then the 2. wo. cast up at the same time and come down into her own place, then the 1. wo. and 2. man do the like. The two men set and sides, and the two wo. do the like at the same time, then all turn S. then right and left with your Partners till the 1. cu. come into the 2. cu. place.

(160)

I often for my Jenny Grove.

Longways for as many as will.

⊙⊙⊙⊙
)))))



The first man crosses over with his Partner into the 2. cu. place, and all four lead up hands abreast, then fall back, and all four turn S. Then cross over below the 3. cu. and all four lead up hands abreast, then the 1. cu. cast up into the 2. cu. place and turn S. then go the Figure above through the 1. cu. and turn your Partner, then the Figure through the 3. cu. and cast up into the 2. cu. place and turn your Partner.

(161)

Kenington-Court.

Longways for as many as will.

⊙⊙⊙⊙
)))))



The 1. cu. go the Figure through the 2. cu. and all four take hands and go half round, then the 2. cu. go the Figure through the 1. cu. and all four take hands and go half round as before, the two men being improper. This to the first Strain twice. Then right and left with your Partners quite round till you come into your own places again, then 1. cu. lead through the 2. cu. and back again, to cast off.

(162)

Sancho-Pancho.

Longways for as many as will.

⊙⊙⊙⊙
)))))



The 1. man go round the 2. wo. and turn the 2. man till the 1. man comes into his own place, the 1. wo. go round the 2. man, and turn the 2. wo. till the 1. wo. comes into her own place; the 1. cu. cross over and go the Figure through till they come into the 2. cu. place, then lead through the 3. cu. and cast up, and go the Figure through the 1. cu. and so cast off.

(163)

Whizney's Farewel.

Longways for as many as will.

⊙⊙⊙⊙
)))))




The 1. man turn the 2. wo. with his right hand, and then turn his own Partner with his left; then 1. wo. turn the 2. man with her right hand, and then turn her own Partner with her left. The 1. cu. lead through the 2. cu. and cast up, the 2. cu. lead through the 1. cu. and cast off, the two men take hands and fall back, the two wo. do the like at the same time, then all four meet and clap hands with your Partners, and then the 1. cu. cast off.

(164)

Pye-córner.

Long ways for as many as will.




Both cu. set their Partners, and turn S. then 1. man cast off to first improper, and 2. man cast off and follow him to second improper, (we changing over at the same time;) the wo. do the same, which makes all most proper: First man set 2. wo. and turn S. then single hands with her and turn to the same: First wo. and 2. man the same, and then turning single, the 1. wo. cast off to the second proper, (1. man at the same time to second proper.)

(165)

Old Batchelor.

Long ways for as many as will.



The 1. cu. cross over below the 2. cu. then all four lead up hands abreast, the 1. man side with the 2. wo. and the 1. wo. side with the 2. man at the same time, then the 1. man turn his own Partner with both hands round till he come to the lower side, then the 1. cu. take the 2. wo. and all three hands half round, then the 2. man take hands between the two wo. and go hands half round, then all four turn S. then right and left with their Partners till the 1. cu. comes into the 2. cu. place.

(166)

O Mother, Roger.

Longways for as many as will.

⊙⊙⊙⊙
)))))

Musical notation for 'O Mother, Roger' consisting of three staves. The first two staves are in treble clef with a key signature of one flat (B-flat). The third staff is in bass clef. The music is written in a rhythmic style typical of longways, with many eighth and sixteenth notes.

The two men take hands and lead through between the two we. and come into their own places, and turn, the two we. doing the same; then the 1. cu. clap hands, and then clap hands sides, the we. clapping hands at the same time; then cast off, and go the Figure through till they come into the 2. cu. place.

(167)

Roger of Coverly.

Longways for as many as will.

⊙⊙⊙⊙
)))))

Musical notation for 'Roger of Coverly' consisting of two staves. The first staff is in treble clef with a key signature of one flat (B-flat). The second staff is in bass clef. The music is written in a rhythmic style typical of longways, with many eighth and sixteenth notes.


The 1. man go below the 2. wo. then round her, and so below the 2. man into his own place; then 1. wo. go below the 2. man, then round him, and so below the 2. wo. into her own place. The 1. cu. cross over below the 2. cu. and take hands and turn round twice, then lead up through and cast off into the 2. cu. place.

(168)

Of Noble Race was *Shinkin*.

Longways for as many as will.

⊙⊙⊙⊙
)>>>




The 1. man set to the 2. wo. and fall back and turn S. then 1. wo. set to the 2. man, and fall back and turn S. the 1. man change places with the 2. wo. then 1. wo. change places with the 2. man, then all four meet and turn S. then 1. cu. being in the 2. cu. place, lead through and call off.

(169)

Daniel Cowper.

Longways for as many as will.

⊙⊙⊙⊙
)>>>



The two men set sides, and the two wo. do the like at the same time, then both back to back with their Partners. The 1. man turn the 2. wo. with his right hand, and so fall into their own places; the 1. wo. turn the 2. man with her right hand, so fall into their own places; and then 1. cu. call off into the 2. cu. place.

2

(170)

The Whim.

Longways for as many as will.



The two men take hands and fall back, the two we. do the same at the same time, and change places, which makes the men improper; then take hands and fall back as before, and change into their own sides, which makes the men proper as at first. The two men go back to back, the two we. do the same at the same time, all four turn S. then right and left with your Partners, till the 1. cu. come into the 2. cu. place.

(171)

Spanish Jigg.

Longways for as many as will.



The 1. cu. set to their Partners and cast off, the 2. cu. set to their Partners and cast off. The 1. man turn the 2. wo. and 2. man the 1. wo. The 1. cu. take hands and lead below the 3. cu. and back again, then cast off. Go the whole Figure through.


Note: Every Strain is to be played over twice.

(172)

Valiant Jockey.

Longways for as many as will.

⊙⊙⊙⊙
))))



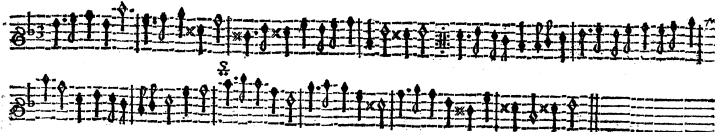
The 1. cu. cast off below the 2. cu. and go the Figure of 8 till they come to their own places, then 2. cu. cast up, and go the Figure till they come into their own places, then the two men take hands and lead through, and then go about their own Partners into their own places; Then the 1. cu. take hands and lead through below the 2. cu. and cast up again, then the two we. lead through between the two men, then the 1. cu. cast off below the 2. cu. and lead up through, and cast off again.

(173)

Siege of Limerick.

Longways for as many as will.

⊙⊙⊙⊙
))))



The 1. man cast off below the 2. man, and go above the 2. wo. into the 2. man's place, the 1. wo. cast off below the 2. wo. and go above the 2. man into the 2. wo. place, then cast up, and back to back with your Partners, then right and left with your Partners, then lead through the 2. cu. and back again, and so cast off.


Note: The first Strain is to be played twice over; and the second Strain once through, and so far as from the Repeat over the Note again.

(174)

⊙⊙⊙⊙
)>>>

Mr. Lane's Minuet.

Longways for as many as will.



The 1. man set to the 2. wo. and fall back, and both turn S. then the 1. wo. set to the 2. man, and fall back and turn S. The 1. cu. cross over and go the Figure through till they come into the 2. cu. place, then lead through the 3. cu. and cast up into the 2. cu. place.

Note: Each Strain is to be played twice.

(175)

⊙⊙⊙⊙
>>>

The Maid's last Wife.

Longways for as many as will.



The 1. man cross over with the 2. wo. and turn S. the 1. wo. cross over with the 2. man and turn S. the two men back to back, sides, the wo. doing the same at the same time. Then back to back with their Partner, and right and left with your Partner till the 1. cu. come into the 2. cu. place, then lead up through the 1. cu. and cast off into the 2. cu. place.

(176)

Duke of Luxembourg's March.

Longways for as many as will.

○○○○
))))




The 1. and 2. man take hands and lead through between the two wo. into their own places, and turn sides, the two wo. do the like. Then the 1. cu. cross over into the 2. cu. place, and go the full Figure of 8, then the Figure through the 3. cu. into the 2. cu. place, then lead up through and cast off.

(177)

Red-Houfe.

Longways for as many as will.

○○○○
))))




The 1. cu. meet and set, and cast off into the 2. cu. place. Then meet and set again, and cast off into their own places. The 1. man cast off below the 2. man, and go above the 2. wo. into the 2. man's place, his wo. following him at the same time. Then the 2. wo. cast up above the 1. wo. and go below the 1. man into her own place, the 1. man following her at the same time. Then the 1. cu. and 2. man go the Hey till they come into their own places. Then the 1. cu. and 2. wo. go the Hey on the other side, and fo cast off into the 2. cu. place.

(178)

Mr. Beveridge's Ground.

Longways for as many as will.

⊙⊙⊙⊙
)))))



The 1. cu. meet and set, and then cast off into the 2. cu. place, then meet and set, and cast up into their own places. Then the 1. cu. cross over below the 2. cu. and stand still, the 2. cu. being in the 1. cu. place take hands and turn half round, then the 1. man being in the 2. wo. place, and the 1. wo. being in the 2. man's place, all four take hands and lead below the 3. cu. round, till the 1. cu. comes into the 2. cu. place to their own sides.


Note: Each Strain is to be played twice over.

(179)

Betty's Magot.

Longways for as many as will.

⊙⊙⊙⊙
)))))



The 1. cu. lead through the 2. and 3. cu. and back again through the 2. cu. and cast off into the 2. cu. place. The 1. man being in the 2. wo. place, turn the 2. wo. once round, the 1. wo. being in the 2. man's place, turn the 2. man round at the same time till they meet above, then take left hands and change to their own sides, and cast off into the 2. cu. place. Then all four take right hands across half round, and left hands half round back again, and so cast off.

Note: Each Strain is to be played twice over.

(180)

Mr. Beveridge's Magot.

Longways for as many as will.

⊙⊙⊙⊙
))))



The 1. man cross over and go back to back with the 2. wo. then the 1. wo. cross over and go back to back with the 2. man at the same time. Then meet and turn S. then 1. man turn the 2. wo. with his right hand, and 1. wo. turn the 2. man with her right hand at the same time, then 1. cu. take left hands and turn into their own places. The 1. cu. cross over into the 2. cu. place, and go back to back with their Partner, then all four lead up hands abreast, then go the Figure through, and cast off into the 2. cu. place.


Note: The first Strain is to be played twice, and the second but once.

(181)

Pope Joan.

Longways for as many as will.

⊙⊙⊙⊙
))))



The two men take hands and lead through the two wo. and come into their own places, the two men turn sides once into their own places. The two wo. do the like. The two men go the Figure through the two wo. till they come into their own places. The two wo. do the like. Then the 1. cu. cross over and turn his Partner till he come to his own side, the 2. cu. do the like. The 1. cu. meet and set, the wo. slip down the middle, the man cast off and meet her in the 2. cu. place and turn her, the other cu. do the like, then 1. cu. cast off into the 2. cu. place.

(182)

Jacob Hall's Jigg.

Longways for as many as will.



The 1. man turn the 2. wo. by the right hand once round, then take the 1. wo. by the left, and all three hands quite round. The 2. man turn the 1. wo by the left hand once round, then take the 2. wo. by the right, and all three hands quite round. The 1. cu. lead down the middle, and then up, then all four hands abreast and lead up, the 1. cu. fall in the middle, and all four hands quite round till the 1. cu. comes into the 2. cu. place, then lead through and cast off.

(183)

Marriage-Hater.

Longways for as many as will.



The 1. man set to his Partner, then the two men turn sides, the two wo. doing the like at the same time. The 1. cu. cross over into the 2. cu. place, and all four turn S. then all four hands half round, then 1. cu. set to his Partner, and cast off into the 2. cu. place.

Note: The first Strain is to be played twice, and the second but once.

(184)

Easter Tuesday.

Longways for as many as will.

⊙⊙⊙⊙
)))))



The 1. man cast off into the 2. man's place and turn S. $\frac{1}{2}$. The 1. wo do the like. $\frac{1}{2}$ Then back to back with their Partners, then back to back sides, and right and left quite round till the 1. cu. come into the 2. cu. place $\frac{1}{2}$

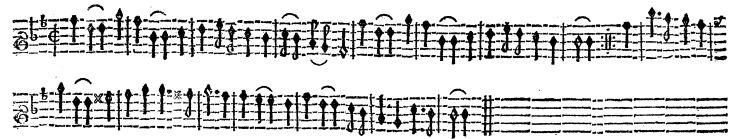
Note; Each Strain is to be played twice.

(185)

Mad Robin.

Longways for as many as will.

⊙⊙⊙⊙
)))))




The 1. man turn the 2. wo. with his right hand, and his own Partner with his left, and cast off below the 2. man $\frac{1}{2}$. The 1. wo. turn her Partner with her right hand, and the 2. man with her left, and cast off below the 2. wo. $\frac{1}{2}$. The 1. wo. cast up above the 2. man and slip down the middle, the 1. men go up between, and then cast off below and turn hands $\frac{1}{2}$. The 1. wo go up the middle and cast off below the 2. wo. the 1. man cast up above the 2. man, and slip down the middle and turn his Partner. $\frac{1}{2}$

(186)

Johnson's Jigg.

Longways for as many as will.

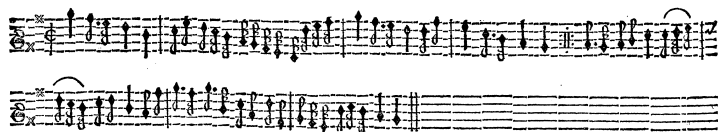


The two men lead to the wall, the two wo. do the like at the same time, then back to back with their Partners. The 1. cu. lead up, and 2. cu. lead down, the two men back to back sides, the others doing the like. The 1. man turn the 2.wo. with his right hand, and turn his own Partner with his left, the 1. wo. turn the 2. man with her right hand, and turn her own Partner with her left, and cast off.

(187)

The last new Rigadoon.

Longways for as many as will.



The 1. cu. cross over below the 2. cu. and go the Figure through the 3. cu. and come into the 2. cu. place. The 1. cu. being in the 2. cu. place, cast off below the 3. cu. and then lead up through the 3. cu. then go the Figure above the 2. cu. and slip down between the 2. cu. The man being improper, all three take hands and fall back, then meet. The man cast off below the 3. cu. the wo. cast up above the 2. cu. to take hands all three and fall back and meet, the 1. wo. cast off into the 2. wo. place, and the 1. man cast up into the 2. man's place at the same time.


Note: Each Strain is to be played twice over.

(188)

Rockingham Cattle.

Longways for as many as will.

○○○○
)))))



The 1. cu. go the Figure through the 2. cu. till they come into their own places. The 1. man set to the 2. wo. and fall into their own places, and the 1. wo. turn the 2. man. The 1. wo. set to the 2. man, then the 1. man turn the 2. wo. and the 1. cu. cast off into the 2. cu. place.

Note: Each Strain is to be played twice over.

(189)

The new Bore.

Longways for as many as will.

○○○○
)))))




The 1. cu. cast off into the 2. cu. place and go back to back. Then back to back, and sides with the 3. cu. Then go the Figure through the 3. cu. till you come into the 2. cu. place. Then go the Figure above till they come into the 2. cu. place.

Note: Every Strain is to be played twice over.

(190)

Tythe Pig.

Longways for as many as will.



The 1. man back to back with the 2. wo. the 1. wo. back to back with the 2. man. Clap hands sides, all four turn S. then clap hands with your Partners and cast off, then lead through and cast off again.

Note: The first Strain is to be played twice over, and the second but once.

(191)

Huntington's Magot.

Longways for as many as will.



The two men take hands, and the two wo. at the same time fall back, all four meet and turn Single, the first man turn the second woman by the right hand, and fall into their own places. Take hands, fall back, meet and turn S. the 1. wo. turn the 2. man, and fall into their own places. The 1. cu. cross over below the 2. cu. take hands and turn round, the other cu. do the same as before. The 1. cu. meet and set, and cast off. The other cu. do the like. Back to back both cu. then right and left with your Partners. All four lead up hands abreast, then lead through and cast off. Each Strain of the Tune to be played twice.

(192)

Arundel-Breet.

Longways for as many as will.



The 1. man being improper, go back to back with the 2. man; the 1. wo. being improper, go back to back with the 2. wo. The 1. wo. go back to back side with the 2. man, the 1. man go back to back side with the 2. wo. then 1. cu. go back to back with their Partners. The 1. cu. cross over below the 2. cu. and go the Figure through till they come into the 2. cu. place, then go the Figure through the 3. cu. till they come into the 2. cu. place, then the Figure through the upper cu. and cast off.

(193)

Mr. Isaac's Magot.

Longways for as many as will.




The 1. man turn the 2. wo. with his right hand, and cast off below the 2. man, the 1. wo. turn the 2. man with her right hand, and cast off below the 2. wo. The two men take hands and fall back, the two wo. doing the same at the same time, all four meet and turn S. then go the whole Figure through, then all four hands abreast, and then lead through and cast off.

Note: Each Strain is to be played twice over.

R

Mr. Lane's Magot.

Longways for as many as will.



The 1. cu. cast off and lead through the 2. cu. then cast off and lead up through both cu. and cast off into the 2. cu. place; the 1. man being in the 2. man's place turn the 1. wo. with the right hand, and fall into their own places, the 1. wo. being in the 2. wo. place turn the 1. man, and so fall into their own places, then all four lead up abreast, and cast off into the 2. cu. place.

Note: Each Strain is to be played twice over; likewise in the following SONG, which was made to the Tune, each Strain is also to be sung twice over.

A SONG

A SONG made by Mr. Tho. D'Urfey upon a new Country Dance at Richmond, called, Mr. Lane's Magot, and sung to the foregoing Tune.

Strike up drowsie Guts-Scrapers ;
Gallants, be ready
Each with his Lady ;
Foot it about
Till the Night be run out ;
Let no one's Humour pall ;
Brisk Lads, now cut your Capers ;
Put your Legs to't,
And shew you can dot ;
Frisk, frisk it away
Till break of Day,
And hey for Richmond Ball !
Fortune-biters,
Hags, Bum-fighters,

Nymphs of the Woods,
And stale City-Goods ;
Ye Cherubins
And Seraphins,
Ye Caravans,
And Haradans,
In Order all advance :
Twittenham Loobies,
Thrifteworth Boobies,
Wits of the Town,
And Beans that have none ;
Ye Jacobites as sharp as Pins,
Ye Monstros, and ye Sooterkins ;
I'll teach you all the Dance.

(196)

The DANCE

Cast off, *Tom*, behind *Johney*,
Do the same, *Nancy*,
Eyes are upon ye;
Trip in between.
Little *Dicky* and *Tom*,
And fet in the second Row:
Then, then cast back you must too,
And up the first Row,
Nimbly thrust through;
Then, then turn about
To the left, or you're out,
And meet with your Love below.

Pass, then cross,
Then *Jack's* pretty Lads,
Then turn her about, about and about;
And, *Jack*, if you can do so too
With *Betty*, whilst the Time is true,
We'll all your Ear commend:
Still there's more
To lead all four;
Two by *Nancy's* hand,
And give her your Hand,
Then cast her quickly down below,
And meet her in the second Row:
The DANCE is at an End.

FINIS.

The Second Part of the Dancing Master :

Or, Directions for Dancing COUNTRY DANCES, with the Times to each Dance for the *Viols* or *Flute*.

All new DANCES never before Printed.



Printed for *Henry Playford* at his Shop in the *Temple-Charge* over-against *St. Dunston's Church* in *Fleetstreet*: 1698.
Where both Parts are to be had bound together at 3 s. Or this Second Part fitch'd at 1 s.



To all Gentlemen, Ladies, and others, Lovers of Country Dances.

HAVING lately Printed the Ninth Edition of my Book of *Country Dances*, which is the Best of that Kind ever yet Published; and being thereby Encouraged to set forth a *Second Part*, containing plain Directions for the Newest and Best *Dances*, most of them made by Mr. *Beveredge*, and the rest by other Eminent Masters: 'Tis hoped This will meet with the same Kind Reception that my former Endeavours have done, and Encourage my farther Care to serve All the Lovers of *Musical Diversions* and *Entertainments*.

Your humble Servant,

H. P.

TABLE OF THE DANCES contained in this Second Part.

	B.	Page.	L.	Page.
B Lark Bels.		4	Lane's Trumpet-Minuet: [To be danc'd with]	2
Bishop of Chester's Figg.		10	the Minuet Step.]	5
Bury Fair.		15	Love for Love: [Danc'd in the Play.]	20
Britain.		23		
	C.		M.	
Cornish Squire.		19	Man was for Woman made.	1
	E.		More the merrier.	6
Epsom Wells.		12	P.	
Eaglesfield's New Hornpipe.		17	Purlongs.	18
	G.		S.	
Good Man of Ballangiegh [To a new Scotch Figg.]		24	St. Martin's Lane.	5
	H.		Soldier and the Sailor.	7
			T.	
Happy Marriage.		3	Take not a Woman's Anger ill.	9
Happy Meeting.		14	'Twas within a Furlong of Edinburgh Town.	21
Hobb's Wedding: [A Kissing Dance.]		16	W.	
Happy Miller.		22	Wa's is me, what mun I do:	11
	I.		X.	
Irish Boree.		8	Young's Delight.	13

(1)

Man was for Woman made. Longways for as many as will.

©©©©
)))))



The two men go to the two we. and bring them back into the middle of the Room, then all turn round S. into their places; then the two we. go to the two men and bring them back into the middle of the Room, then all turn round S. into their places. *This is the first Strain played twice.*
Turn your Partners half round, and cast off to each others Partners and clap hands, then turn again each others Partners half round, then cast off and clap hands, then all cross over, the 1. cu. leading up, and the 2. cu. leading down; then the 1. cu. cast off, and the 2. cu. lead up. *This is the second Strain played once.*


B

(2)

Mr. Lane's Trumpet-Minnet, to }
be danc'd with the Minnet Step. }

Longways for as many as will.

©©©©
))))



The 1. man set to the 2. wo. then fall back and turn S. the 1. wo. set to the 2. man, then fall back and turn S. *This to the first Strain played twice.*

The 1. man take the 2. man by the right hand, and turn round till they come into their own places again; then all four take hands quite round till they come into their own places again; then 1. wo. take right hands with the 2. wo. and turn her till she comes into her own place, and all four hands round back again till they come into their own places; then 1. man take his Partner and lead her into the 2. cu. place. *This to the second Strain played twice, and so far back as from the Repeat.*

(3)

The Happy Marriage.

Longways for as many as will.

©©©©
))))



The 1. man cast off below the 2. man, go back to back with the 1. wo. and stand in the 2. man's place; then 1. wo. cast off below the 2. wo. go back to back with the 1. man, and stand in the 2. wo. place. *This to the first Strain played twice.*

All four right hands across half round, then left hands back again, which brings the 1. cu. into the 2. cu. place; then the Figure of 8 through the 1. cu. which brings them into the 2. cu. place.

(4)

Black Beß.

Longways for as many as will.

⊙⊙⊙⊙
>>>>



The 1. man cast off below the 2. man, then go back to back with the 1. wo. and stand in the 2. man's place; the 1. wo. cast off below the 2. wo. and go back to back with the 1. man, and stand in the 2. wo. place. *This is the first Strain twice.*

Both cu. back to back with their Partners, then right and left hands with your own Partners till you come into your own places; the 1. man change places with the 2. wo. and the 2. man with the 1. wo. then turn your own Partners to your own sides.

(5)

St. Martin's Lane.

Longways for as many as will.

⊙⊙⊙⊙
>>>>



The 1. man cast off below the 2. man, then turn the 3. wo. and cast up into his own place; then the 1. wo. cast off below the 2. wo. then turn the 3. man and cast up into her own place. *This is the first Strain played twice.*

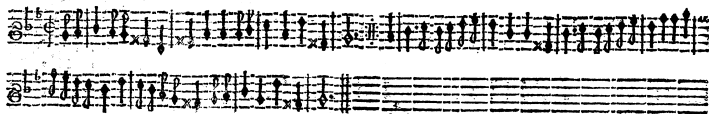
Lead down the 2. cu. then all hands abreast with the 3. cu. and go the Figure through, then cast up, and all four hands abreast with the 2. cu. then lead up, and go the Figure through the 2. cu. then meet in the 2. cu. place and turn; the others do the like.

(6)

The more the merrier.

Longways for as many as will.

⊙⊙⊙⊙
))))




The 1. cu. take hands and turn down between the 2. cu. and then cast up at the same time; the 2. cu. do the like. *This ends the first Strain played twice.*
The 1. cu. cros over below the 2. cu. and go the Figure through, then all four meet and lead up, then hands abreast, then lead through and cast off.

(7)

The Soldier and the Sailor.

Longways for as many as will.

⊙⊙⊙⊙
))))




The 1. cu lead between the 2. cu then cast up and go the Figure, then meet their own Partners a Change, sides and cast off into the 2. cu. place; the 2. cu. do the same. *This is the first Strain twice.*
The 1. man turn the 2. wo. with the right hand and go into their own places, the other cu. do the same; then clap hands with their Partners, and the 1. cu. cast off. *This is the second Strain once.*
Take hands with your Partners, and draw aside back to back till you come into your own places again; then lead through, and cast off. *This is the second Strain twice.*

(8)

⊙⊙⊙⊙
))))

Longways for as many as will.

Irish Borec.




The 1. wo. cast off below the 2. wo. and slip up the middle into her own place, then the 1. man go on the outside of the 2. man and slip up into his own place, then cast off below the 2. man, and slip up the middle into his own place again; then the 1. wo. follow the 1. man, and slip up the outside of the 2. wo. into her own place. *This is the first Strain played twice.*
The 1. man change places with the 2. man, the other two do the same; then all four hands half round and cast off.

(9)

⊙⊙⊙⊙
))))

Longways for as many as will.

Take not a Woman's Anger ill, }
For if one won't, another will. }



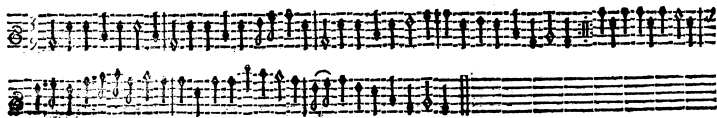
The 1. man take hands with the 2. man and turn quite round, and meet the 2. wo. one step back, turn his own wo. round by the left hand and fall back into his own place; then 1. wo. turn the 2. wo. quite round by the left hand and meet the 2. man one step back, then turn her Partner by the right hand into her own place. *This ends the first Strain played twice.*
Then both cu. meet, lead out, and turn S. then 1. cu. slip down the middle and up again, then hands round into the 2. cu. place; then both cu. meet, lead out, and turn S. then 2. cu. slip down and back again; then both hands round, and the 1. cu. set in the 2. cu. place.

(10)

Bishop of Chester's Jigg.

Longways for as many as will.

⊙⊙⊙⊙
))))



The 1. man cast off and slip up the middle into his own place, the 2. wo. at the same time slip up the middle and go above the 1. wo. and cast off into her own place; the 1. wo. and 2. man do the like. *This to the first Strain played twice.*


Cross over with your own Partners, then the 1. man cross over with the 2. wo. and the 2. man cross over with the 1. wo. and turn your Partners: The rest do the like.

(11)

Wa is me, what mun I do!

Longways for as many as will.

⊙⊙⊙⊙
))))



The 1. man take the 2. wo. and his own wo. by the hands, and turn them round till he comes into the 2. wo. place, then all hands, then lead them both round the 2. man into the 2. wo. place till they come all square; the 2. man turn the 2. wo. improper till he comes into the 1. man's place, all abreast, then lead the two wo. round the 1. man as he stands till he comes into the 1. wo. place improper, all square as before. *This to the first Strain played twice.*

The two men and two wo. fall back face to face, then slip face to face the man below and the wo. above, then each man lead his wo. to the wall, and all four cast off singly face to face, then cross over in each other's places and turn face to face; then 1. man meet the 2. wo. and back again, and the other do the same; then all hands round till the 1. cu. come into the 2. cu. place.

(12)

Epfom Wells:

Longways for as many as will.

⊙⊙⊙⊙
>>>>

Musical notation for 'Epfom Wells' consisting of three staves of music in 3/4 time. The first staff is the treble clef, and the second and third are the bass clef. The music is a longways tune with a key signature of one flat.

The 1. cu. cast off into the 2. cu. place, then take hands and turn, and then cast up again into their own places. *This to the first Strain of the Tune played once.*

The 1. cu. go the Figure of 8 through the 2. cu. then take hands and turn till they come to their own sides. *This to the first Strain played twice.*

The 1. cu. cross over below the 2. cu. and lead between the 3. cu. then cast up above the 3. cu. and cross up above the 2. cu. into their own places; the 1. man change places with the 2. wo. the other doing the like; then all four take hands and go quite round till the 1. cu. comes into their own places, and then the 1. cu. cast off. *This to the second Strain played once.*

(13)

Mr. Young's Delight.

Longways for as many as will.

⊙⊙⊙⊙
>>>>

Musical notation for 'Mr. Young's Delight' consisting of three staves of music in 3/4 time. The first staff is the treble clef, and the second and third are the bass clef. The music is a longways tune with a key signature of one flat.

All four hands half round, then fall back and turn round from each another S. then the 1. man cross over with the 2. wo. and the 1. wo. with the 2. man. *This to the first Strain played once.*

Fall all back, then meet and turn back to back, and then take all hands and turn half round; then the 1. cu. lead down and back again, and the 2. cu. lead up and back again, then turn your Partners in their proper places.

C

(14)



The Happy Meeting.

Longways for as many as will.




The 1. cu. go the Figure through the 2. cu. and then cross over above into the 2. cu. place; the other cu. do the like. *This to the first Strain played twice.*
Both cu. clap hands with their Partners, the 1. cu. cast off, then right and left with your Partners quite round; the 2. cu. being in the 1. cu. place, clap hands and cast off, then right and left as before.

(15)



Bury Fair.

Longways for as many as will.



Play each Strain twice, and end with the third Strain.

The 1. man cast off and fall between the 3. cu. and all three hands abreast; the 1. wo. cast off and fall between the 2. cu. and set to one another face to face; the 1. man and 3. cu. take all three hands and go half round and back again, the 1. wo. and 2. cu. do the same: The 1. man and 3. cu. go the Hay, the 1. wo. and 2. cu. do the same; then the 1. man take his Partner by the hand in the 2. cu. place, and lead her through the 3. cu. and cast up into the 2. cu. place, then lead through the other cu. and cast off into the 2. cu. place.

(16)

Hobb's Wedding : A Kissing- }
Dance in the Country Wake }

Longways for as many as will.

⊙⊙⊙⊙
))))




The 1. cu. cast off half way, the 2. cu. cross over at the same time, then lead up and turn from each other, the man to the right, and the wo. to the left. *This to the first Strain played once.*
Then meet the 1. cu. the wo, the man, and the man the wo. then the 1. man turn the 2. wo. left hands round, the 2. man doing the same with the 1. wo. till they come all on a row with their left shoulders to each other, the men with their faces down, and the wo. with theirs up. *First Strain twice.*
Then pass by till you come to a Square, the men with their faces down, and the wo. with theirs up, then all turn S. to the left hand with their faces to each other; then right and left three times, the 1. man beginning with the 2. wo. and the 2. man with the 1. wo. *This to the second Strain once.*
The 1. man pulls the 2. wo. back, and the 2. man puts the 1. wo. from him till the 2. cu. comes back to back, each man kissing the cont. wo. then the 1. cu. cast off the man to the left hand and the wo. to the right, the 2. cu. casting up both to the right hand till they come in their proper places.

(17)

Mr. Eaglesfield's New Hornpipe.

Longways for as many as will.


⊙⊙⊙⊙
))))



The 1. man turn his Partner half round and foot it, then hold both hands and pull her round the 2. wo. into the 2. cu. place; the 2. cu. do the same. *This to the first Strain played twice.*
The 1. and 2. cu. take their Partners by both hands, then one slip up and the other down, and back again, then fall back and turn S. The 2. cu. slip up the middle, and the 1. cu. down; the 1. cu. slip the middle, and the 2. cu. down; then the 1. cu. cast off into the 2. cu. place, and the 2. cu. lead up.

The Purlongs.

Longways for as many as will.




The 1. man and 1. wo. cross over below the 2. cu. and take hands half round and foot it. *This to the first Strain played twice.*

The 2. cu. do the same proper; then the men take hands and fall back, and the wo. do the like; then men turn half round face to face, and the wo. do the like; then three steps forward and three back, and then right and left three times till they come improper, with the 1. man's face to the 2. wo. and the 1. wo.'s face to the 2. man's; then fall back as before and cast off half round, and then meet as before and fall back; then right and left three times, and turn your own Partners till you come into the 2. cu. place.

The Cornish Squire.

Longways for as many as will.

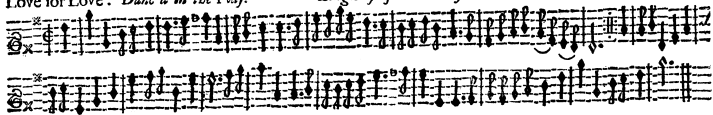


The 1. cu. cross over and meet in the 2. cu. place, the 1. man take hands with the 3. cu. and lead all three abreast downwards, and the 1. wo. take hands between the 2. cu. and lead with her face upwards, the 1. man and 3. cu. going the Hey at the same time, and the 1. wo. and 2. cu. do the like; the 1. man meet his own Partner in the middle and turn her round, lead through the 1. cu. and cast off into the 2. cu. place again, then go the Figure of 8 through the 3. cu. into the 2. cu. place.

Love for Love: *Danc'd in the Play.*

Longways for as many as will.

⊙⊙⊙⊙
))))



The 1. man put his wo. from him, and the 2. man pull his wo. to him and set, then the 1. man and 2. wo. back to back and go round their Partners both on the left hand at the same time, then the 2. man and 1. wo. turn right hands round to the Figure of a Diamond. *This to the first Strain once.*
The 1. man turn the 2. wo. and right hands round, then each to their own Partners and left hands round till they come to the Diamond again. *This to the first Strain played twice.*

Each man cross over with his own wo. with their left hands one to the other, then back again to the left till they come all on a row longways, then clap both hands against each other; the 1. man cast off to the left hand and his wo. follow him, the 2. wo. cast off to the left hand and her man follow her, then each cross over with his own Partner, the 1. cu being in the 2. rank. *Second Strain once.*
Then move to the left hand to each others places and clap hands, the same back again, then right and left twice, each beginning with his own Partner, then hands half round to the left.

'Twas within a Furlong of Edinburgh Town.

Longways for as many as will.

⊙⊙⊙⊙
))))



The 1. man go between the two wo. and lead them to the wall, then give a nod to the right hand, and then to the left, and fall back, then hold hands and turn round, the man into his place, and the wo. into theirs; then the 1. wo. do the same to the two men. *This to the first Strain played twice.*
The 1. man lead his wo. down the middle, then cast up and give a peep, and then cast off back again, then cross through the 2. cu and meet your Partner improper; The 2. cu lead down, then cast up and give a peep, and then cast off back again; then all hands half round, and then turn their Partners half round.

(22)

The Happy Miller.

Longways for as many as will.

⊙⊙⊙⊙
>>>>




The 1. man change places with the 2. wo. and the 1. wo. change places with the 2. man, then cross over into your own places and clap hands with your own Partners, then lead up above and cast off.

(23)

The Britains.

Longways for as many as will.

⊙⊙⊙⊙
>>>>



The 1. man cast off to his left hand into the 2. wo. place, and the 2. wo. cast up into the 1. man's place, then turn both hands into their own places; then the 1. wo. cast off to her right hand into the 2. man's place, and the 2. man cast up into the 1. wo. place, then take both hands and turn into their own places; then the two men lead through the two wo. and cross over into each others places, and then hands round and come into each others places again; then the wo. go between the men, and cross over into each others places and hands round.

The Geud Man of Ballangigb; }
To a New Scotch Jigg.

Longways for as many as will.



the 1. cu. lead down between the 2. cu. and cast up into their places, then the 1. man take the 2. man with his right hand and lead through between the two we. and come into their own places. *This to the first Strain once.*

The 2. cu. lead up through the 1. cu. and cast off into their own places, and the 1. wo. and 2. wo. lead through between the two men, and cast off into their own places. *This to the first Strain twice.*

The 1. man set to the 2. wo. then fall back and turn S. the 1. wo. do the like to the 2. man, then all four hands half round, then set to your Partners and change to your own sides.

F I N I S.