

LESSONS

FOR THE

BASSE-VIOL

ON

The Common = Tuning, and many other New = Tunings:


CONTAINING,

Allmans, Corants, Sarabands, Jigg Allmans; in all the usual Keys
of the Scale of MUSICK; together with a Thorough-Bass.

Composed By JOHN MOSS, for the Use of his SCHOLARS.

LONDON,

Printed by W. Godbid for the Author, and are to be Sold by John Playford
near the Church in the Temple, 1671.



Res. 800

THE UNIVERSITY OF CHICAGO

LIBRARY

THE UNIVERSITY OF CHICAGO
LIBRARY

CHICAGO, ILL.

PRINTED BY THE UNIVERSITY OF CHICAGO PRESS



To his ever Honoured Father, Mr. JOHN MOSS
of Wells in Somersetshire.

S I R,



Hey that have received from their Parents no more then their bare being, have a great Obligation of Duty upon them; and that by the Law of Nature as well as by the Law of God: But there is yet another particular, which laves upon me another tie, besides those which I have in common with other Men; for I have not only received from you (under God) my Being, but my Education too; and that not at the second Hand by help of others, but by your own Personal and proper Pains: So that that question concerning Alexander, whether he was most beholding to Philip his Father, or Aristotle his Master, is to my particular quite out of doors; for I am ingaged to you for both: To whom then should I tender these Children of my Fancy, but unto him that did Beget both me and them; and being well assured, that whatsoever their Imperfection are in respect of themselves, they will be Kindly entertained by you, because they are both the Fruit of your own Labours, and the Testimony of his Gratitude, who shall ever rest

Your most Dutiful Son,

JOHN MOSS.

To his Present and Quondam SCHOLARS.

GENTLEMEN and LADIES.

MUSICK is not only one of the Liberal Sciences, but as if the perfection of the rest did consist in this, it is commonly placed in the midst of the Seven; and in *medio consistit Virtus*: Nor is there any other of them, that doth more Glorifie God, or make to Man a greater Heaven on Earth, than this Divine and Heavenly Science. And therefore, as God himself did first inspire the Souls of Men with this excellent Knowledge; so the Servants of God in all Ages, have made good use of it in His Worship and Service; though some in this last age of the World, have much decried it, and would not only turn this Heavenly Science out of Gods Service, but Church and Service out of the World too: To such as these, no endeavours of mine can be thought acceptable, nor could I think them acceptable unto any, did not you, at whose request, and for whose sakes they were Compos'd, perswade me so: Yet since I am in a sort compelled by your earnest desires of them; this way to ease my self of many tedious Transcripts, give me leave to say thus much for these Collected Lessons, that I do not doubt but others, as well as your selves, will with an easie deligence find, that they are not so difficult, as at First Sight, they may perhaps seem unto them; there being not Four *Semiquavers* together in the whole Book; and all the *Basses* which are at a distance from the *Trebles*, are to be hit with a forward Bow, and then for the Finger-hand, the comonnest Instruments in use, as the *Violin*, and *Gittar* have far more difficult Stops than any that I have here made use of. Twice I have gone through with all Keys usually play'd on in the Scale; and they are in this Order; First, the *Gamut* Key, next the *D sol re.*, then *A re*, next *E la mi*, then *C fa ut*, *F fa ut*, and *B mi*; this Order reaches, to Page 53, and then I begin with *Gamut*, and go on in the same manner again: I have also added a Thorough-Bass, to be Play'd on a *Bass-Viol* with the Lessons. Many of those that are Teachers, need not my Directions, nor was this Composition intended for them; I only desire, if they have better by them, that they would make both you and me partakers of their Fancies, as I at your requests have now made them of mine; and shall be still ready to do my endeavour, that this Sience may be brought to perfection; and also to testifie how ready I am, and shall be to do you Service.

From my House at the *Saracens-Head*
in *Jerwen-Street*, *Novem. 3. 1670.*

John Mofs.



LESSONS

FOR THE

BASE-VIOL.



LESSONS for the *BASE-VIOL*.

A

↓ ↓ ↓ ↓ P ↓ ↓ P ↓ ↓ P ↓ ↓ P ↓ P P ↓ P ↓ P ↓

b | ḃ ḃ ḃ | a | ḋ ḃ a | ḃ a | ḟ ḋ ḃ | a ḃ a ḃ ḋ | a | ḃ | a |

̇ | ̇ | ̇ | ̇ | ̇ | ̇ | ̇ | ̇ | ̇ | ̇ | ̇ | ̇ |

̇ | ̇ | ̇ | ̇ | ̇ | ̇ | ̇ | ̇ | ̇ | ̇ | ̇ | ̇ |

̇ | ̇ | ̇ | ̇ | ̇ | ̇ | ̇ | ̇ | ̇ | ̇ | ̇ | ̇ |

̇ | ̇ | ̇ | ̇ | ̇ | ̇ | ̇ | ̇ | ̇ | ̇ | ̇ | ̇ |

̇ | ̇ | ̇ | ̇ | ̇ | ̇ | ̇ | ̇ | ̇ | ̇ | ̇ | ̇ |

LMAN.

↓ P ↓ P ↓ P ↓ P ↓ P ↓ P ↓ P ↓ P ↓ P ↓ P ↓ P ↓ P ↓ P ↓

̇ | a | ḋ ḟ ḃ a | a ḃ ḋ | a ḃ | a | a | a | a | a |

̇ | ḃ a | a | ḃ | ḃ | ḟ | ḃ ḋ | ḋ ḃ | ḋ ḃ ḋ | a |

̇ | ḃ | ̇ | ̇ | ̇ | ̇ | ̇ | ̇ | ̇ | ̇ | ̇ | ̇ | ̇ | ̇ |

̇ | ̇ | ̇ | ̇ | ̇ | ̇ | ̇ | ̇ | ̇ | ̇ | ̇ | ̇ | ̇ | ̇ |

̇ | ̇ | ̇ | ̇ | ̇ | ̇ | ̇ | ̇ | ̇ | ̇ | ̇ | ̇ | ̇ | ̇ |

̇ | ̇ | ̇ | ̇ | ̇ | ̇ | ̇ | ̇ | ̇ | ̇ | ̇ | ̇ | ̇ | ̇ |

↓ P ↓ P ↓ P ↓ P ↓ P ↓ P ↓ P ↓ P ↓ P ↓ P ↓ P ↓ P ↓ P ↓

̇ | a | ḋ ḃ | ḋ a | ḃ ḋ a a ḃ | ḋ ḃ a | a | a ḃ ḋ ḃ a

ḟ a ̇ | ḋ | ̇ | ̇ | ̇ | ̇ | ̇ | ̇ | ̇ | ̇ | ̇ | ̇ | ̇ | ̇ |

a | ̇ | ̇ | ̇ | ̇ | ̇ | ̇ | ̇ | ̇ | ̇ | ̇ | ̇ | ̇ | ̇ |

̇ | ̇ | ̇ | ̇ | ̇ | ̇ | ̇ | ̇ | ̇ | ̇ | ̇ | ̇ | ̇ | ̇ |

̇ | ̇ | ̇ | ̇ | ̇ | ̇ | ̇ | ̇ | ̇ | ̇ | ̇ | ̇ | ̇ | ̇ |

̇ | ̇ | ̇ | ̇ | ̇ | ̇ | ̇ | ̇ | ̇ | ̇ | ̇ | ̇ | ̇ | ̇ |

↓ P ↓ P ↓ P ↓ P ↓ P ↓ P ↓ P ↓ P ↓ P ↓ P ↓ P ↓ P ↓ P ↓

b | a | ḋ ḃ a | a | ḋ ḟ ḋ | ḋ | a | ḟ a |

̇ | a ḃ a | ̇ | ḋ ḃ a | ̇ | a | ̇ | ḋ ḟ ḋ | ̇ | ḋ | ḟ a |

̇ | ̇ | ̇ | ̇ | ̇ | ̇ | ̇ | ̇ | ̇ | ̇ | ̇ | ̇ | ̇ | ̇ | ̇ |

̇ | ̇ | ̇ | ̇ | ̇ | ̇ | ̇ | ̇ | ̇ | ̇ | ̇ | ̇ | ̇ | ̇ | ̇ |

̇ | ̇ | ̇ | ̇ | ̇ | ̇ | ̇ | ̇ | ̇ | ̇ | ̇ | ̇ | ̇ | ̇ | ̇ |

̇ | ̇ | ̇ | ̇ | ̇ | ̇ | ̇ | ̇ | ̇ | ̇ | ̇ | ̇ | ̇ | ̇ | ̇ |

The Tuning.

LESSONS for the *BASE-VIOL.*

C

ORANTI.

LESSONS for the *BASE-VIOL.*

S

ARABAND.

LESSONS for the *BASE-VIOL.*

J

Handwritten musical notation for the first system. It features a large 'J' on the left side. The staff contains several measures of music with notes and fingerings. Above the staff, there are groups of notes with stems pointing downwards, likely indicating fingerings or bowings. The notes on the staff include 'a', 'b', 'd', 'b', 'a', 'b', 'a', 'a', 'f', 'd', 'b', 'a', 'd', 'b', 'a', 'b', 'd', 'b', 'a', 'b'.

IGG ALMAN.

Handwritten musical notation for the second system. The staff contains several measures of music with notes and fingerings. Above the staff, there are groups of notes with stems pointing downwards. The notes on the staff include 'a', 'b', 'd', 'b', 'a', 'b', 'a', 'a', 'a', 'a', 'd', 'b', 'd', 'b', 'd', 'a', 'a', 'r', 'd'.

Handwritten musical notation for the third system. The staff contains several measures of music with notes and fingerings. Above the staff, there are groups of notes with stems pointing downwards. The notes on the staff include 'a', 'a', 'b', 'd', 'b', 'b', 'd', 'f', 'a', 'b', 'd', 'd', 'd', 'd', 'b', 'a', 'a', 'd', 'r', 'a', 'a', 'a', 'a', 'r', 'a', 'd', 'b', 'a', 'a', 'r', 'd', 'a'.

Handwritten musical notation for the fourth system. The staff contains several measures of music with notes and fingerings. Above the staff, there are groups of notes with stems pointing downwards. The notes on the staff include 'd', 'r', 'd', 'r', 'a'.

LESSONS for the *BASE-VIOL*.

A

LMAN.

This system contains a single musical staff with five lines. It begins with a large letter 'A' on the left. Above the staff, there are several groups of vertical lines representing fingerings, some with dots below them. The staff itself contains a sequence of notes and rests, with some notes having small letters (a, r, d, e, f) written below them. The notes are connected by slurs, and there are various rhythmic markings.

This system continues the musical notation from the first system. It features a single staff with notes and rests, and fingerings indicated by vertical lines above the staff. The notation includes slurs and various note values.

This system continues the musical notation. It features a single staff with notes and rests, and fingerings indicated by vertical lines above the staff. The notation includes slurs and various note values.

This system continues the musical notation. It features a single staff with notes and rests, and fingerings indicated by vertical lines above the staff. The notation includes slurs and various note values.

LESSONS for the *BASSE-VIOL*.

↓ P. P. P. P. P. P. ↓ P. P. P. P. ↓ P. P. P. P. ○

C

ORANT.

LESSONS for the *BASE-VIOL.*

J

Handwritten musical notation for the first system, featuring a large initial 'J' and a treble clef. The notation includes a series of notes on a five-line staff, with some notes marked with 'a' and 't'. Above the staff, there are several groups of vertical lines with diamond-shaped heads, representing fingerings or bowings.

IGy ALMAN.

Handwritten musical notation for the second system, titled "IGy ALMAN". It features a treble clef and a series of notes on a five-line staff. Above the staff, there are several groups of vertical lines with diamond-shaped heads, representing fingerings or bowings.

Handwritten musical notation for the third system, featuring a treble clef and a series of notes on a five-line staff. Above the staff, there are several groups of vertical lines with diamond-shaped heads, representing fingerings or bowings.

A series of five empty musical staves, each consisting of five horizontal lines.

LESSONS for the *BASE-VIOL.*

A

LMAN.

The first system consists of a five-line staff with a treble clef. Above the staff, there are rhythmic patterns represented by vertical stems with flags, some grouped with dots. The staff contains a sequence of notes: a, a, a, d, b, a, a, a, d, b, a, b, b, a, b, d, d, r, a, b, b, d, b, d. Below the staff, there are several lines of text, including the word "LMAN." and some letters like 'a', 'b', 'r', 'e', 't'.

The second system continues the musical notation with a five-line staff. The notes are: a, a, a, r, a, d, r, a, r, a, a, a, a, d, b, a, a, a, a, b, a, a, a, d, b. The rhythmic patterns above the staff are similar to the first system.

The third system features a double bar line and repeat signs. The notes are: d, b, a, a, a, d, a, a, b, d, h, a, b, a, b, a, b, d, b, a, a, b, e, r, b, a, a, b, r, d, a, r. The rhythmic patterns above the staff are consistent with the previous systems.

The fourth system concludes the page with a five-line staff. The notes are: d, a, h, e, b, a, d, d, r, d, b, b, d, b, a, e, f, e, e, b, r, b, e, b, a, r, d, a, e, d. The rhythmic patterns above the staff are similar to the first system.

LESSONS for the *BASE-VIOL.*

↓ ↓ ↓ ↓ ↓ ↓ ↓ ↓

A musical staff with four lines. The notes are: a, a, b, a, b, c, a, a. There are slurs over the first two notes, the next two notes, and the last two notes. There are also vertical lines (bar lines) after the second and fourth notes.

↓ ↓ ↓ ↓ ↓ ↓ ↓ ↓ ↓ ↓ ↓ ↓ ↓ ↓ ↓ ↓ ↓ ↓ ↓ ↓ ↓ ↓ ↓ ↓ ↓ ↓ ↓ ↓

C

A musical staff with four lines. The notes are: a, a, a, c, c, a, c, a, a, b, a, b, c, a, b, c, b, a, c, a, b. There are slurs over the first three notes, the next three notes, the next three notes, the next three notes, the next three notes, and the last three notes. There are also vertical lines (bar lines) after the third, sixth, ninth, and twelfth notes.

ORANI.

↓ ↓ ↓ ↓ ↓ ↓ ↓ ↓ ↓ ↓ ↓ ↓ ↓ ↓ ↓ ↓ ↓ ↓ ↓ ↓ ↓ ↓ ↓ ↓ ↓ ↓ ↓

A musical staff with four lines. The notes are: a, b, a, a, a, c, c, a, a, a, b, a, b, a, b, a, b. There are slurs over the first three notes, the next three notes, the next three notes, the next three notes, and the last three notes. There are also vertical lines (bar lines) after the third, sixth, ninth, and twelfth notes.

↓ ↓ ↓ ↓ ↓ ↓ ↓ ↓ ↓ ↓ ↓ ↓ ↓ ↓ ↓ ↓ ↓ ↓ ↓ ↓ ↓

A musical staff with four lines. The notes are: a, a, a, c, c, c, c, c, a, a, a, a, a, b, a, b, a. There are slurs over the first three notes, the next three notes, the next three notes, and the last three notes. There are also vertical lines (bar lines) after the third, sixth, ninth, and twelfth notes.

C 2

LESSONS for the *BASE-VIOL.*


↓ ↓ ↓ P ↓ ↓ ↓ P ↓ ↓ ↓ P ↓ ↓ ↓ ↓ ↓ P ↓ ↓ ↓ P ↓ ↓ ↓ P ↓ ↓ ↓ P ↓ ↓ ↓ P ↓ ↓ ↓ P

S

ARABAND.

↓ ↓ ↓ ↓ ↓ ↓ ↓. ↓ ↓ ↓ ↓ ↓ ↓ ↓ ↓ ↓ ↓ ↓ ↓ ↓ ↓ ↓ ↓ ↓ ↓ ↓ ↓ ↓

↓ ↓ ↓ P ↓ ↓ ↓ P ↓ ↓ ↓ P ↓ ↓ ↓ P ↓ ↓ ↓ P ↓ ↓ ↓



LESSONS for the *BASE-VIOL.*

A

LMAN.

This system contains a large letter 'A' on the left. Above the staff are several groups of notes with stems pointing down, representing bowing patterns. The staff itself contains musical notation with notes and stems, including some accidentals like flats and naturals.

This system continues the musical notation from the first system, featuring similar bowing patterns above the staff and musical notation on the staff.

This system continues the musical notation, showing a variety of note values and bowing patterns.

This system concludes the page with musical notation and a double bar line at the end.

LESSONS for the *BASE-VIOL.*

J

Handwritten musical notation for the first system, featuring a large 'J' on the left and a treble clef. The staff contains a sequence of notes and rests, with fingerings indicated by numbers 1-4 above the notes. Above the staff, there are groups of notes with stems pointing down, representing bowing or fingering patterns.

IGG ALMAN.

Handwritten musical notation for the second system, featuring a bass clef and a key signature of one flat (Bb). The staff contains notes and rests with fingerings. Above the staff, there are groups of notes with stems pointing down.

Handwritten musical notation for the third system, featuring a treble clef. The staff contains notes and rests with fingerings. Above the staff, there are groups of notes with stems pointing down.

Handwritten musical notation for the fourth system, featuring a treble clef. The staff contains notes and rests with fingerings. Above the staff, there are groups of notes with stems pointing down. A large 'D' is written below the staff at the end of the system.

LESSONS for the *BASE-VIOL.*

A

M.A.N.

The Tuning.

LESSONS for the *BASE-VIOL.*

19

C

Handwritten musical notation for exercise C, first system. It consists of a treble clef staff with a common time signature. The notation includes various notes (quarter, eighth, and sixteenth notes) and rests, with letters 'a', 'b', 'c', 'd', 'e', 'f', 'g' indicating fingerings. Above the staff are several vertical stems with flags, representing bowing or breath marks. The exercise is divided into measures by vertical bar lines.

OR. ANT.

Handwritten musical notation for exercise C, second system. Similar to the first system, it features a treble clef staff with notes and rests, and vertical stems with flags above. The notation continues with various rhythmic patterns and fingerings.

Handwritten musical notation for exercise C, third system. It continues the sequence of notes and rests on a treble clef staff, with vertical stems and flags above. The exercise concludes with a double bar line.

Handwritten musical notation for exercise C, fourth system. It shows the final part of the exercise on a treble clef staff, ending with a double bar line. The notation includes notes, rests, and vertical stems with flags.

D 2

LESSONS for the *BASE-VIOL.*

S

ARABAND.

LESSONS for the *BASE-VIOL.*

J

IG ALMAN.

IG ALMAN.

IG ALMAN.

IG ALMAN.

LESSONS for the *BASE-VIOL.*

A

P *P* *P* *P* *P* *P* *P* *P* *P* *P* *P*

LMAN.

P *P* *P* *P* *P* *P* *P* *P* *P* *P* *P*

LESSONS for the *BASE-VIOLA*.

J *IG ALMAN.*

Handwritten musical notation for the first system, featuring a large initial 'J' and a treble clef. The notation includes various notes and rests on a five-line staff.

IG ALMAN.

Handwritten musical notation for the second system, continuing the piece with various notes and rests.

Handwritten musical notation for the third system, featuring various notes and rests.

Handwritten musical notation for the fourth system, featuring various notes and rests.



LESSONS for the BASS-VIOLA.

A

Handwritten musical notation for the first system. It begins with a treble clef and a large letter 'A'. The staff contains several measures of music with notes, slurs, and fingerings. Above the staff, there are dynamic markings and bowing directions: *p*, *pp*, *f*, *ff*, *ppp*, *pppp*, *ppppp*, *pppppp*, *ppppppp*, *pppppppp*, *ppppppppp*.

LMAN.

Handwritten musical notation for the second system. The staff continues with notes and slurs. Above the staff, there are dynamic markings and bowing directions: *p*, *pp*, *f*, *ff*, *ppp*, *pppp*, *ppppp*, *pppppp*, *ppppppp*, *pppppppp*, *ppppppppp*.

Handwritten musical notation for the third system. The staff continues with notes and slurs. Above the staff, there are dynamic markings and bowing directions: *p*, *pp*, *f*, *ff*, *ppp*, *pppp*, *ppppp*, *pppppp*, *ppppppp*, *pppppppp*, *ppppppppp*.

Handwritten musical notation for the fourth system. The staff continues with notes and slurs. Above the staff, there are dynamic markings and bowing directions: *p*, *pp*, *f*, *ff*, *ppp*, *pppp*, *ppppp*, *pppppp*, *ppppppp*, *pppppppp*, *ppppppppp*.

LESSONS for the *BASE-VIOL.*

↓ ↓ ↓ ↓ ○ ↓ ↓ ↓ ↓ ↓ ↓ ○

The first system of music consists of two staves. Above the staves are rhythmic markings: a group of four downward-pointing stems, followed by a circle, then a group of six downward-pointing stems, and another circle. The notation on the staves includes notes with stems and various rests, including a double bar line.

C ↓ ↓ ↓ ↓ ↓ ↓ ↓ ↓ ↓ ↓ ↓ ↓ ↓ ↓ ↓ ↓ ↓ ↓ ↓ ↓ ↓ ↓ ↓ ↓ ↓ ↓ ↓ ↓

The second system begins with a large 'C' time signature and a 'C' clef on the first staff. Above the staves are rhythmic markings: a group of six downward-pointing stems, followed by a group of four, then a group of four, a group of four, a group of four, a pair of stems, a group of four, a pair of stems, and a group of four. The notation includes notes, rests, and a double bar line.

ORANT.

↓ ↓ ↓ ↓ ↓ ↓ ↓ ↓ ↓ ↓ ↓ ↓ ↓ ↓ ↓ ↓ ↓ ↓ ↓ ↓ ↓ ↓ ↓ ↓ ↓ ↓

The third system of music consists of two staves. Above the staves are rhythmic markings: a group of six downward-pointing stems, followed by a group of four, a pair of stems, a group of four, a pair of stems, a group of four, a pair of stems, and a group of four. The notation includes notes, rests, and a double bar line.

↓ ↓ ↓ ↓ ↓ ↓ ↓ ↓ ↓ ↓ ↓ ↓ ↓ ↓ ↓ ↓ ↓ ↓ ↓ ↓ ↓ ↓ ↓ ↓ ↓ ↓ ↓ ↓

The fourth system of music consists of two staves. Above the staves are rhythmic markings: a group of six downward-pointing stems, followed by a pair of stems, a group of four, a pair of stems, a group of four, a pair of stems, a group of four, a pair of stems, and a group of four. The notation includes notes, rests, and a double bar line.

LESSONS for the *BASE-VIOL.*

S

P ↓ ↓ ↓ P ↓ ↓ ↓ P ↓ ↓ ↓ P ↓ ↓ ↓ P ↓ ↓ ↓ P ↓ ↓ ↓ P ↓ ↓ ↓ P ↓ ↓ ↓ P ↓ ↓ ↓

ARABAND.

↓ ↓ ↓ P ↓ ↓ ↓ P ↓ ↓ ↓ P ↓ ↓ ↓ P ↓ ↓ ↓ P ↓ ↓ ↓ P ↓ ↓ ↓ P ↓ ↓ ↓ P ↓ ↓ ↓ P ↓ ↓ ↓

P P ↓ ↓ ↓ P P P ↓ ↓ ↓ P P P ↓ ↓ ↓ P P P ↓ ↓ ↓ P P P ↓ ↓ ↓ P P P ↓ ↓ ↓ P P P ↓ ↓ ↓ P P P ↓ ↓ ↓

↓ ↓ ↓ P P P P P P P P P ↓ ↓ ↓ P P P ↓ ↓ ↓ P P P ↓ ↓ ↓ P P P ↓ ↓ ↓ P P P ↓ ↓ ↓

LESSONS for the *BASS-VIOLA*.

J

Handwritten musical notation for the first exercise, starting with a large 'J' in the first measure. The notation includes various note values and rests, with fingerings indicated by numbers 1-4. Above the staff, there are groups of notes with stems pointing downwards, representing fingerings for the left hand.

Handwritten musical notation for the second exercise, consisting of a single staff with a treble clef and a common time signature. The notation includes various note values and rests, with fingerings indicated by numbers 1-4. Above the staff, there are groups of notes with stems pointing downwards, representing fingerings for the left hand.

Handwritten musical notation for the third exercise, consisting of a single staff with a treble clef and a common time signature. The notation includes various note values and rests, with fingerings indicated by numbers 1-4. Above the staff, there are groups of notes with stems pointing downwards, representing fingerings for the left hand.

Handwritten musical notation for the fourth exercise, consisting of a single staff with a treble clef and a common time signature. The notation includes various note values and rests, with fingerings indicated by numbers 1-4. Above the staff, there are groups of notes with stems pointing downwards, representing fingerings for the left hand.

LESSONS for the *BASE VIOL.*

J

IG ALMAN.

IG ALMAN.

IG ALMAN.

F

A

Handwritten musical notation for the first system, starting with a large 'A' and a treble clef. The notation includes notes, rests, and fingerings (P, R) above the staff.

LMAN.

Handwritten musical notation for the second system, continuing the piece with notes, rests, and fingerings.

Handwritten musical notation for the third system, including notes, rests, and fingerings.

Handwritten musical notation for the fourth system, concluding the piece with notes, rests, and fingerings.

LESSONS for the *BASE-VIOL.*

J

Handwritten musical notation for the first system. It begins with a large, bold letter 'J' on the left side. The notation consists of a single staff with various notes, including quarter and eighth notes, and rests. Fingerings are indicated by small letters 'a', 'b', 'c', 'd', 'e', 'f', 'g' placed above or below the notes. Above the staff, there are several groups of vertical lines, each topped with a 'P' or 'R', representing bowing or fingering instructions.

IGG ALMAN.

Handwritten musical notation for the second system. It consists of a single staff with notes and rests. Fingerings are indicated by small letters 'a', 'b', 'c', 'd', 'e', 'f'. Above the staff, there are several groups of vertical lines, each topped with a 'P' or 'R', representing bowing or fingering instructions.

Handwritten musical notation for the third system. It consists of a single staff with notes and rests. Fingerings are indicated by small letters 'a', 'b', 'c', 'd', 'e', 'f'. Above the staff, there are several groups of vertical lines, each topped with a 'P' or 'R', representing bowing or fingering instructions.

Handwritten musical notation for the fourth system. It consists of a single staff with notes and rests. Fingerings are indicated by small letters 'a', 'b'. Above the staff, there are several groups of vertical lines, each topped with a 'P' or 'R', representing bowing or fingering instructions.

LESSONS for the *BASE-VIOL.*

A

LMAN.

LESSONS for the *BASE-VIOL.*

Handwritten musical notation for the first system, featuring a treble clef and a key signature of one flat. The notation includes a series of rhythmic patterns and notes, with a large 'P' marking the beginning of the first measure. The notes are written on a five-line staff, with some notes having stems pointing downwards. The first measure contains a whole note 'a', followed by a half note 'f', a quarter note 'b', and a quarter note 'a'. The second measure contains a quarter note 'a', a quarter note 't', a quarter note 'd', and a quarter note 'a'. The third measure contains a quarter note 'd', a quarter note 't', a quarter note 'b', and a quarter note 'a'. The fourth measure contains a quarter note 'a', a quarter note 'b', a quarter note 'b', and a quarter note 'a'. The fifth measure contains a quarter note 'd', a quarter note 't', and a quarter note 'd'. The sixth measure contains a quarter note 'a' and a quarter note 'a'. The system ends with a double bar line.

Handwritten musical notation for the second system, featuring a treble clef and a key signature of one flat. The notation includes a series of rhythmic patterns and notes, with a large 'C' marking the beginning of the first measure. The notes are written on a five-line staff, with some notes having stems pointing downwards. The first measure contains a quarter note 'd', a quarter note 'a', a quarter note 'e', a quarter note 'd', a quarter note 't', and a quarter note 'a'. The second measure contains a quarter note 'd', a quarter note 'a', a quarter note 'e', and a quarter note 'a'. The third measure contains a quarter note 'd', a quarter note 'a', a quarter note 'e', and a quarter note 'a'. The fourth measure contains a quarter note 'd', a quarter note 'a', a quarter note 'e', and a quarter note 'a'. The fifth measure contains a quarter note 'd', a quarter note 'a', a quarter note 'e', and a quarter note 'a'. The sixth measure contains a quarter note 'd', a quarter note 'a', a quarter note 'e', and a quarter note 'a'. The seventh measure contains a quarter note 'd', a quarter note 'a', a quarter note 'e', and a quarter note 'a'. The eighth measure contains a quarter note 'd', a quarter note 'a', a quarter note 'e', and a quarter note 'a'. The system ends with a double bar line.

ORANT.

Handwritten musical notation for the third system, featuring a treble clef and a key signature of one flat. The notation includes a series of rhythmic patterns and notes, with a large 'P' marking the beginning of the first measure. The notes are written on a five-line staff, with some notes having stems pointing downwards. The first measure contains a quarter note 'a', a quarter note 't', and a quarter note 'a'. The second measure contains a quarter note 'a', a quarter note 't', and a quarter note 'a'. The third measure contains a quarter note 'd', a quarter note 't', and a quarter note 'd'. The fourth measure contains a quarter note 't', a quarter note 'a', and a quarter note 'e'. The fifth measure contains a quarter note 'd', a quarter note 't', and a quarter note 'd'. The sixth measure contains a quarter note 'd', a quarter note 't', and a quarter note 'd'. The seventh measure contains a quarter note 'a', a quarter note 't', and a quarter note 'a'. The eighth measure contains a quarter note 'a', a quarter note 't', and a quarter note 'a'. The ninth measure contains a quarter note 'a', a quarter note 't', and a quarter note 'a'. The tenth measure contains a quarter note 'a', a quarter note 't', and a quarter note 'a'. The system ends with a double bar line.

Handwritten musical notation for the fourth system, featuring a treble clef and a key signature of one flat. The notation includes a series of rhythmic patterns and notes, with a large 'P' marking the beginning of the first measure. The notes are written on a five-line staff, with some notes having stems pointing downwards. The first measure contains a quarter note 'a', a quarter note 't', and a quarter note 'a'. The second measure contains a quarter note 'a', a quarter note 't', and a quarter note 'a'. The third measure contains a quarter note 'a', a quarter note 't', and a quarter note 'a'. The fourth measure contains a quarter note 'a', a quarter note 't', and a quarter note 'a'. The fifth measure contains a quarter note 'a', a quarter note 't', and a quarter note 'a'. The sixth measure contains a quarter note 'a', a quarter note 't', and a quarter note 'a'. The seventh measure contains a quarter note 'a', a quarter note 't', and a quarter note 'a'. The eighth measure contains a quarter note 'a', a quarter note 't', and a quarter note 'a'. The ninth measure contains a quarter note 'a', a quarter note 't', and a quarter note 'a'. The tenth measure contains a quarter note 'a', a quarter note 't', and a quarter note 'a'. The system ends with a double bar line.

LESSONS for the *BASE-VIOLA*

S

Handwritten musical notation for the first system, featuring a large 'S' on the left and a series of rhythmic patterns above the staff. The staff contains notes and rests with various accidentals.

ARABAND.

Handwritten musical notation for the second system, starting with a series of rhythmic patterns above the staff. The staff contains notes and rests with various accidentals.

Handwritten musical notation for the third system, featuring a series of rhythmic patterns above the staff. The staff contains notes and rests with various accidentals.

Handwritten musical notation for the fourth system, featuring a series of rhythmic patterns above the staff. The staff contains notes and rests with various accidentals.

LESSONS for the *BASE-VIOL.*

J

Handwritten musical notation for the first system. It begins with a large initial 'J'. Above the staff, there are several groups of rhythmic markings, each consisting of a vertical line with a downward-pointing arrow and a small diamond shape. The staff itself contains notes and rests, with some notes marked with 'a' or 'b'. The notation is written in a historical style with a single-line staff.

IG ALMAN.

Handwritten musical notation for the second system. It continues with rhythmic markings above the staff and notes on the staff. The notes are marked with 'a', 'b', and 'r'. The system ends with a double bar line.

Handwritten musical notation for the third system. It continues with rhythmic markings above the staff and notes on the staff. The notes are marked with 'a', 'b', and 'r'. The system ends with a double bar line.

Handwritten musical notation for the fourth system. It continues with rhythmic markings above the staff and notes on the staff. The notes are marked with 'a', 'b', and 'r'. The system ends with a double bar line.

G

LESSONS for the *BASE-VIOL.*

A

LMAN.

LESSONS for the *BASE-VIOL.*

Handwritten musical notation for the first system, featuring rhythmic markings above the staff and notes on the staff.

Handwritten musical notation for the second system, including the section title *The Tuning.* and a large letter *C* marking the beginning of a section.

Handwritten musical notation for the third system, continuing the musical exercises.

Handwritten musical notation for the fourth system, concluding the page with a double bar line.

LESSONS for the *BASSE-VIOL.*

S *ARABAND.*

The first system of music for the *BASSE-VIOL*. It begins with a large initial letter 'S' for *ARABAND.* The notation consists of a four-line staff with various notes and rests. Above the staff, there are several groups of downward-pointing arrows, some of which contain a 'P' or a 'B' to indicate specific fingerings or bowings. The notes include 'a', 'b', 'r', and 't'.

The second system of music, continuing the piece. It features a four-line staff with notes and rests, and a series of downward-pointing arrows with 'P' and 'B' markings above it. The notation includes notes like 'a', 'b', 'r', and 't'.

The third system of music, continuing the piece. It features a four-line staff with notes and rests, and a series of downward-pointing arrows with 'P' and 'B' markings above it. The notation includes notes like 'a', 'b', 'r', and 't'.

The fourth and final system of music on this page. It features a four-line staff with notes and rests, and a series of downward-pointing arrows with 'P' and 'B' markings above it. The notation includes notes like 'a', 'b', 'r', and 't'. The system concludes with a double bar line.

LESSONS for the *BASE-VIOL*.

S

ARABAND.

LESSONS for the *BASE-VIOL*.

A

LMAN.

The musical score is organized into four systems. Each system begins with a rhythmic pattern of vertical stems and flags, indicating the timing of the notes. Below this, a staff contains the notes, which are labeled with letters: 'a', 'b', 'c', 'd', 'e', 'f', 'g', 'h'. The notes are often beamed together in groups. The first system is marked with a large, bold letter 'A'. The second system is marked with the letters 'LMAN.' in a smaller font. The notation includes various note values and rests, with some notes beamed together. The paper shows signs of age and wear.

LESSONS for the *BASE-VIOL*.

First system of musical notation. It consists of a single five-line staff with rhythmic patterns indicated by vertical stems with flags above them. The notes are written in a shorthand style, with letters 'a', 'f', 'e', 'c', 'a' and accidentals (sharps and flats) placed on the lines and spaces. The system is divided into four measures by vertical bar lines.

Second system of musical notation. It begins with a section titled "The Tuning." which shows a sequence of notes on the staff. This is followed by a large, bold letter "C" indicating the common time signature. The notation continues with rhythmic patterns and notes on the staff, including accidentals and slurs. The system is divided into several measures.

Third system of musical notation. It features a section labeled "ORANT." in the middle. The notation includes rhythmic patterns and notes on the staff, with various accidentals and slurs. The system is divided into several measures.

Fourth system of musical notation. It consists of a single five-line staff with rhythmic patterns and notes. The notation includes various accidentals and slurs. The system is divided into several measures.

S

First system of musical notation. It begins with a large 'S' on the left. The staff contains several measures of music with notes, slurs, and accidentals (sharps, flats, naturals). Above the staff, there are vertical stems with flags, likely indicating fingerings or bowings.

ARABAND.

Second system of musical notation, labeled 'ARABAND.' It continues the piece with similar notation to the first system, including notes, slurs, and accidentals on a five-line staff.

Third system of musical notation, continuing the piece with similar notation to the first system, including notes, slurs, and accidentals on a five-line staff.

Fourth system of musical notation, continuing the piece with similar notation to the first system, including notes, slurs, and accidentals on a five-line staff.

LESSONS for the *BASE-VIOL.*

J

Handwritten musical notation for the first system. It begins with a large initial 'J'. The staff contains several measures of music with notes and rests. Above the staff, there are groups of notes with stems pointing downwards, likely indicating fingerings or bowings. The notes are written in a cursive style.

IG ALMAN.

Handwritten musical notation for the second system, titled "IG ALMAN.". The staff contains several measures of music with notes and rests. Above the staff, there are groups of notes with stems pointing downwards. The notes are written in a cursive style.

Handwritten musical notation for the third system. The staff contains several measures of music with notes and rests. Above the staff, there are groups of notes with stems pointing downwards. The notes are written in a cursive style.

Handwritten musical notation for the fourth system. The staff contains several measures of music with notes and rests. Above the staff, there are groups of notes with stems pointing downwards. The notes are written in a cursive style.

A

Handwritten musical notation for the first section, featuring a single staff with notes and bowing directions (P, I, L) above the staff.

LMAN.

Handwritten musical notation for the second section, continuing with notes and bowing directions.

Handwritten musical notation for the third section, continuing with notes and bowing directions.

Handwritten musical notation for the fourth section, continuing with notes and bowing directions.

The Tuning.

Handwritten musical notation for the tuning sequence, showing the notes to be played on the strings.

LESSONS for the *BASSE-VIOL.*

S

P I I P I P P P I I P I P P I P P I P P P I P P P P P P P

a b *a a* *a* *b* *a b* *a* *b* *b a*

ARABAN'D.

P P P P P P P P P P P P P P P P P P P P P P P P P P P P P P

b *a* *a b* *b* *a b* *a b* *a*

P P P P P P P P P P P P P P P P P P P P P P P P P P P P P P P P P P

a b *b a* *a a* *a b* *a b* *a b* *b b* *b b* *a* *b a*

I I P P P P P P P P P P P P P P P P P P P P P P P P P P P P P P P P P P

a *a r* *a* *a b* *b a* *b a* *a b* *a*

LESSONS for the *BASE-VIOL.*

♯♯ ♯♯ ♯♯♯♯♯♯ ♯♯ ♯ ♯♯♯♯♯♯♯♯ ♯♯♯♯♯♯

J

IGy ALMAN.

♯♯♯♯♯♯♯♯ ♯♯♯♯♯♯ ♯♯♯♯♯♯ ♯♯♯♯♯♯♯♯ ♯♯♯♯♯♯♯♯ ♯♯♯♯♯♯♯♯ ♯♯♯♯♯♯

♯♯♯♯♯♯ ♯♯♯♯♯♯ ♯♯♯♯♯♯ ♯♯♯♯♯♯ ♯♯♯♯♯♯♯♯♯♯♯♯ ♯♯♯♯♯♯♯♯♯♯♯♯

♯♯♯♯♯♯ ♯♯♯♯♯♯ ♯♯♯♯♯♯ ♯♯♯♯♯♯ ♯

LESSONS for the *BASE-VIOL*.

J

IGG ALMAN.

LESSONS for the *BASE-VIOL.*

Handwritten musical notation for the first system, consisting of three staves. Above the staves are various rhythmic and fingering symbols, including pairs of dots and vertical lines. The notation includes letters 'a', 'b', 'c', 'd', 'e', 'f', 'g', 'h' and clef-like symbols.

Handwritten musical notation for the second system, consisting of three staves. A large capital letter 'C' is written between the staves. Above the staves are rhythmic and fingering symbols. The word 'ORANT.' is written below the staves.

Handwritten musical notation for the third system, consisting of three staves. Above the staves are rhythmic and fingering symbols. The notation includes various letters and clef-like symbols.

Handwritten musical notation for the fourth system, consisting of three staves. Above the staves are rhythmic and fingering symbols. The notation includes various letters and clef-like symbols.

LESSONS for the *BASE-VIOL*.

63

First system of musical notation. It consists of a single staff with notes and rests. Above the staff, there are several groups of bowing marks, each consisting of a downward-pointing stem with a flag and a letter 'P' (pizzicato) or 'P.P.' (pizzicato-pizzicato). The notes are written in a shorthand style with letters 'a', 'b', 'c', 'd', 'e', 'f' and some accidentals. The system is divided into measures by vertical bar lines.

Second system of musical notation. It begins with a large, bold letter 'C' in the center, which serves as a time signature. Above the staff, there are bowing marks similar to the first system. The notes are written in the same shorthand style. The system is divided into measures by vertical bar lines.

ORANT.

Third system of musical notation. It features bowing marks above the staff. The notes are written in shorthand. There are repeat signs (double dots) above some notes, indicating repeated notes. The system is divided into measures by vertical bar lines.

Fourth system of musical notation. It features bowing marks above the staff. The notes are written in shorthand. There are repeat signs (double dots) above some notes. The system is divided into measures by vertical bar lines.

LESSONS for the *BASE-VIAL*

S

ARABAND.

LESSONS for the *BASE-VIOL.*

The first system of music consists of two staves. Above the staves are two groups of rhythmic markings, each consisting of a vertical line with a downward-pointing arrow and a letter 'P' above it. The first group has three such markings, and the second group has ten. The notation on the staves includes various notes (quarter, eighth, and sixteenth notes) and rests, with some notes beamed together. A large, bold letter 'J' is placed at the beginning of the second staff, indicating the time signature. The notes are written in a shorthand style, with letters 'a', 'b', 'c', 'd', 'e', 'f' and symbols like 'r' and 's' used to represent different pitches and rhythms.

IG ALMAN.

The second system of music continues the piece. It features two staves with rhythmic markings above. The first group has four 'P' markings, and the second group has eight. The notation includes various notes and rests, with some notes beamed together. The shorthand notation continues with letters and symbols.

The third system of music continues the piece. It features two staves with rhythmic markings above. The first group has four 'P' markings, and the second group has six. The notation includes various notes and rests, with some notes beamed together. The shorthand notation continues with letters and symbols.

The fourth system of music continues the piece. It features two staves with rhythmic markings above. The first group has four 'P' markings, and the second group has eight. The notation includes various notes and rests, with some notes beamed together. The shorthand notation continues with letters and symbols.

K

LESSONS for the *BASE-VIOL.*

A

LMAN.

LESSONS for the *BASE-VIOL.*



Musical notation system 1, consisting of five staves. The top staff contains a sequence of notes: e, a, r, e, a, followed by a bar line, then h, f, b, a, f, followed by a bar line, then e, f, e, f, e, e, r, a, r, a, a, followed by a bar line, then a, followed by a bar line, then e, r, a. Above the notes are various bowing or fingering symbols, including vertical lines with 'P' and downward-pointing arrows.



Musical notation system 2, consisting of five staves. A large capital letter 'C' is written on the left side of the first staff. The notes on the top staff are: a, a, a, a, a, r, followed by a bar line, then a, r, e, f, r, a, a, f, h, e, f, h, followed by a bar line, then e, e, f, e, r, a, r, followed by a bar line, then e, e, f, e, r, a, r. Below the first staff, the word 'ORANT.' is written.



Musical notation system 3, consisting of five staves. The notes on the top staff are: e, r, a, r, a, followed by a bar line, then e, r, e, r, a, a, followed by a bar line, then e, a, followed by a bar line, then h, f, e, f, followed by a bar line, then e, r, e, r, a, r. Above the notes are various bowing or fingering symbols, including vertical lines with 'P' and downward-pointing arrows.



Musical notation system 4, consisting of five staves. The notes on the top staff are: f, e, a, r, d, r, a, followed by a bar line, then r, a, r, d, r, a, followed by a bar line, then e, r, e, r, a, r, a, followed by a bar line, then e, a, a, f, e, r, a, followed by a bar line, then a. Above the notes are various bowing or fingering symbols, including vertical lines with 'P' and downward-pointing arrows.

LESSONS for the *BASE-VIOL.*

J

Handwritten musical notation for the first exercise, starting with a large 'J' in the first measure. It consists of a single staff with a treble clef and a common time signature. The notation includes various note values (quarter, eighth, and sixteenth notes) and rests, with some notes beamed together. Above the staff, there are groups of notes with stems pointing downwards, likely indicating fingerings or bowings. The exercise is divided into four measures by vertical bar lines.

IGY ALMAN.

Handwritten musical notation for the second exercise, titled "IGY ALMAN". It consists of a single staff with a treble clef and a common time signature. The notation includes various note values and rests. Above the staff, there are groups of notes with stems pointing downwards. The exercise is divided into four measures by vertical bar lines.

Handwritten musical notation for the third exercise. It consists of a single staff with a treble clef and a common time signature. The notation includes various note values and rests. Above the staff, there are groups of notes with stems pointing downwards. The exercise is divided into four measures by vertical bar lines.

Handwritten musical notation for the fourth exercise. It consists of a single staff with a treble clef and a common time signature. The notation includes various note values and rests. Above the staff, there are groups of notes with stems pointing downwards. The exercise is divided into four measures by vertical bar lines.

LESSONS for the *BASE-VIOL*.

The Tuning.

The page contains four systems of musical notation for the tuning of a base-viol. Each system consists of a five-line staff with notes and fingerings indicated by letters (a, b, c, d, e, f) and numbers (1, 2, 3, 4). Above each system are vertical arrows indicating fingerings for specific notes. The first system is titled "The Tuning." and includes a large letter "C" on the right side. The second system is labeled "URANT." below it. The notation includes various note values, rests, and slurs, representing the sequence of notes and fingerings used to tune the instrument.

LESSONS for the *BASE-VIOL.*

S

Handwritten musical notation for the first system, including a treble clef, a large 'S' time signature, and a staff with notes and rests. Above the staff are various bowing or fingering symbols, including vertical lines with dots and 'P' or 'B' markings.

ARABAND.

Handwritten musical notation for the second system, continuing the piece. It features a treble clef, a staff with notes and rests, and various bowing or fingering symbols above the staff.

Handwritten musical notation for the third system, continuing the piece. It features a treble clef, a staff with notes and rests, and various bowing or fingering symbols above the staff.

Handwritten musical notation for the fourth system, which appears to be a short concluding phrase. It features a treble clef, a staff with notes and rests, and various bowing or fingering symbols above the staff.

LESSONS for the *B A S E - V I O L.*

J

Handwritten musical notation for the first system, starting with a large 'J' in the first measure. It consists of four staves with various notes and rests.

IG ALMAN.

Handwritten musical notation for the second system, consisting of four staves with notes and rests.

Handwritten musical notation for the third system, consisting of four staves with notes and rests.

Handwritten musical notation for the fourth system, consisting of four staves with notes and rests.

LESSONS for the *B A S E - V I O L*.

Handwritten musical notation for the first system, featuring rhythmic patterns above and musical staves with notes and clefs below.

Handwritten musical notation for the second system, including a large 'C' time signature and the instruction 'OR ANT.' below the staff.

Handwritten musical notation for the third system, continuing the musical exercises with various rhythmic and melodic patterns.

Handwritten musical notation for the fourth system, concluding the page with a final musical exercise and a 'L 2' marking at the bottom.

LESSONS for the *BASE-VIOL.*

77

J

IGG ALMAN.

LESSONS for the *BASE-VIOL.*

A

Handwritten musical notation for the first system. It includes a treble clef, a large letter 'A' on the left, and a series of fingerings (1-4) above the staff. The notation consists of a single staff with various notes and rests.

LMAN.

Handwritten musical notation for the second system. It includes a treble clef and a series of fingerings (1-4) above the staff. The notation consists of a single staff with various notes and rests.

Handwritten musical notation for the third system. It includes a treble clef and a series of fingerings (1-4) above the staff. The notation consists of a single staff with various notes and rests.

Handwritten musical notation for the fourth system. It includes a treble clef and a series of fingerings (1-4) above the staff. The notation consists of a single staff with various notes and rests.

LESSONS for the *BASSE-VIOL.*

79

↓ P ↓ P ↓ P ↓ P ↓ P ↓ P ↓ P ↓ P ↓ P ↓ P ↓ P ↓ P ↓

P ↓ P ↓ P ↓ P ↓ P ↓ P ↓ P ↓ P ↓ P ↓ P ↓ P ↓ P ↓ P ↓ P ↓ P ↓ P ↓

C

ORANT.

↓ P ↓ P ↓ P ↓ P ↓ P ↓ P ↓ P ↓ P ↓ P ↓ P ↓ P ↓ P ↓ P ↓ P ↓ P ↓

↓ P ↓ P ↓ P ↓ P ↓ P ↓ P ↓ P ↓ P ↓ P ↓ P ↓ P ↓ P ↓ P ↓ P ↓ P ↓

S

Handwritten musical notation for the first system, starting with a large 'S' on the first staff. It includes fingerings (P, B) and bowings (↓) above the staff. The notes are written in a shorthand style with letters like 't', 'a', 'b', 'e', 'f', 'g', 'h' and clef-like symbols.

ARABAND.

Handwritten musical notation for the second system, continuing the piece. It features fingerings and bowings above the staff and shorthand notation for notes.

Handwritten musical notation for the third system, continuing the piece. It features fingerings and bowings above the staff and shorthand notation for notes.

Handwritten musical notation for the fourth system, continuing the piece. It features fingerings and bowings above the staff and shorthand notation for notes.

SM

LESSONS for the *BASE-VIOL.*

J

IG ALMAN.

IG ALMAN.

L

M

LESSONS for the *BASE-VIOL.*

A

LMAN.

LESSONS for the *BASE-VIOL.*

Handwritten musical notation for the first system, consisting of five staves. Above the staves are rhythmic markings: a series of eighth notes with stems pointing down, followed by a vertical bar line, and then a series of eighth notes with stems pointing up. The notation includes various note values (quarter, eighth, sixteenth notes) and rests, with some notes marked with 'a' or 'b'.

Handwritten musical notation for the second system, consisting of five staves. Above the staves are rhythmic markings: a series of eighth notes with stems pointing down, followed by a vertical bar line, and then a series of eighth notes with stems pointing up. A large, bold letter 'C' is written across the middle of the system. The notation includes various note values and rests, with some notes marked with 'a' or 'b'.

ORANT.

Handwritten musical notation for the third system, consisting of five staves. Above the staves are rhythmic markings: a series of eighth notes with stems pointing down, followed by a vertical bar line, and then a series of eighth notes with stems pointing up. The notation includes various note values and rests, with some notes marked with 'a' or 'b'.

Handwritten musical notation for the fourth system, consisting of five staves. Above the staves are rhythmic markings: a series of eighth notes with stems pointing down, followed by a vertical bar line, and then a series of eighth notes with stems pointing up. The notation includes various note values and rests, with some notes marked with 'a' or 'b'.

L 2

LESSONS for the *BASE-VIOL*.

↓ ↓P↓ ↓P↓ ↓P↓ ↓P↓ ↓P↓ ↓P↓ ↓P↓ ↓P↓ ↓P↓

S

ARABAND.

↓P ↓P ↓P ↓P ↓P ↓P ↓P ↓P ↓P ↓P ↓P ↓P ↓P ↓P ↓P ↓P ↓P ↓P ↓P ↓P

↓P ↓P ↓P ↓P ↓P ↓P ↓P ↓P ↓P ↓P ↓P ↓P ↓P ↓P ↓P ↓P ↓P ↓P ↓P ↓P

↓P ↓P ↓P ↓P ↓P ↓P ↓P ↓P ↓P ↓P ↓P ↓P ↓P ↓P ↓P ↓P ↓P ↓P ↓P ↓P

LESSONS for the *BASE-VIOL.*

J

IGG ALMAN.

IGG ALMAN.

IGG ALMAN.

IGG ALMAN.

LESSONS for the *BASE-VIOL*.

A

LMAN.

LESSONS for the *B A S E*-VIOL.

Handwritten musical notation for the first system, featuring a treble clef and a key signature of one flat. The notation includes a series of rhythmic markings above the staff and a sequence of notes (a, b, c, d, e, f, g) on the staff. The notes are organized into measures, with some notes beamed together. The first measure contains notes a, b, c, d, e, f, g. The second measure contains notes g, e, g, e. The third measure contains notes e, f, a, b. The fourth measure contains notes c, b, a, b. The fifth measure contains notes c, b, a, b. The sixth measure contains notes b, c, e, h. The seventh measure contains notes e, c, f, b. The eighth measure contains notes b, e, f, b. The ninth measure contains notes e, c, f, b. The tenth measure contains notes e, c, f, b. The eleventh measure contains notes e, c, f, b. The twelfth measure contains notes e, c, f, b. The thirteenth measure contains notes e, c, f, b. The fourteenth measure contains notes e, c, f, b. The fifteenth measure contains notes e, c, f, b. The sixteenth measure contains notes e, c, f, b. The seventeenth measure contains notes e, c, f, b. The eighteenth measure contains notes e, c, f, b. The nineteenth measure contains notes e, c, f, b. The twentieth measure contains notes e, c, f, b.

Handwritten musical notation for the second system, featuring a treble clef and a key signature of one flat. The notation includes a series of rhythmic markings above the staff and a sequence of notes (a, b, c, d, e, f, g) on the staff. The notes are organized into measures, with some notes beamed together. The first measure contains notes a, b, c, d, e, f, g. The second measure contains notes g, e, g, e. The third measure contains notes e, f, a, b. The fourth measure contains notes c, b, a, b. The fifth measure contains notes c, b, a, b. The sixth measure contains notes b, c, e, h. The seventh measure contains notes e, c, f, b. The eighth measure contains notes b, e, f, b. The ninth measure contains notes e, c, f, b. The tenth measure contains notes b, e, f, b. The eleventh measure contains notes e, c, f, b. The twelfth measure contains notes b, e, f, b. The thirteenth measure contains notes e, c, f, b. The fourteenth measure contains notes b, e, f, b. The fifteenth measure contains notes e, c, f, b. The sixteenth measure contains notes b, e, f, b. The seventeenth measure contains notes e, c, f, b. The eighteenth measure contains notes b, e, f, b. The nineteenth measure contains notes e, c, f, b. The twentieth measure contains notes b, e, f, b.

ORANT.

Handwritten musical notation for the third system, featuring a treble clef and a key signature of one flat. The notation includes a series of rhythmic markings above the staff and a sequence of notes (a, b, c, d, e, f, g) on the staff. The notes are organized into measures, with some notes beamed together. The first measure contains notes a, b, c, d, e, f, g. The second measure contains notes g, e, g, e. The third measure contains notes e, f, a, b. The fourth measure contains notes c, b, a, b. The fifth measure contains notes c, b, a, b. The sixth measure contains notes b, c, e, h. The seventh measure contains notes e, c, f, b. The eighth measure contains notes b, e, f, b. The ninth measure contains notes e, c, f, b. The tenth measure contains notes b, e, f, b. The eleventh measure contains notes e, c, f, b. The twelfth measure contains notes b, e, f, b. The thirteenth measure contains notes e, c, f, b. The fourteenth measure contains notes b, e, f, b. The fifteenth measure contains notes e, c, f, b. The sixteenth measure contains notes b, e, f, b. The seventeenth measure contains notes e, c, f, b. The eighteenth measure contains notes b, e, f, b. The nineteenth measure contains notes e, c, f, b. The twentieth measure contains notes b, e, f, b.

Handwritten musical notation for the fourth system, featuring a treble clef and a key signature of one flat. The notation includes a series of rhythmic markings above the staff and a sequence of notes (a, b, c, d, e, f, g) on the staff. The notes are organized into measures, with some notes beamed together. The first measure contains notes a, b, c, d, e, f, g. The second measure contains notes g, e, g, e. The third measure contains notes e, f, a, b. The fourth measure contains notes c, b, a, b. The fifth measure contains notes c, b, a, b. The sixth measure contains notes b, c, e, h. The seventh measure contains notes e, c, f, b. The eighth measure contains notes b, e, f, b. The ninth measure contains notes e, c, f, b. The tenth measure contains notes b, e, f, b. The eleventh measure contains notes e, c, f, b. The twelfth measure contains notes b, e, f, b. The thirteenth measure contains notes e, c, f, b. The fourteenth measure contains notes b, e, f, b. The fifteenth measure contains notes e, c, f, b. The sixteenth measure contains notes b, e, f, b. The seventeenth measure contains notes e, c, f, b. The eighteenth measure contains notes b, e, f, b. The nineteenth measure contains notes e, c, f, b. The twentieth measure contains notes b, e, f, b.

M 2

LESSONS for the *BASE-VIOL.*

Handwritten musical notation for the first system, featuring a large initial 'J' and various notes and rests on a five-line staff.

IGy ALMAN.

Handwritten musical notation for the second system, including a large initial 'J' and various notes and rests on a five-line staff.

Handwritten musical notation for the third system, including a large initial 'J' and various notes and rests on a five-line staff.

Handwritten musical notation for the fourth system, including a large initial 'J' and various notes and rests on a five-line staff.

LESSONS for the *BASE-VIOL.*

S

Handwritten musical notation for the first system. It begins with a large 'S' on the left. The staff contains notes with various accidentals (sharps, flats, naturals) and fingerings (numbers 1-4). Above the staff, there are vertical stems with dots, likely indicating bowing or breath marks. The notes are arranged in measures, with some slurs and repeat signs.

ARABAND.

Handwritten musical notation for the second system, titled "ARABAND.". The staff contains notes with accidentals and fingerings. Above the staff, there are vertical stems with dots. The notation includes slurs and repeat signs, indicating specific musical phrases.


Handwritten musical notation for the third system. The staff contains notes with accidentals and fingerings. Above the staff, there are vertical stems with dots. The notation includes slurs and repeat signs.

Handwritten musical notation for the fourth system. The staff contains notes with accidentals and fingerings. Above the staff, there are vertical stems with dots. The notation includes slurs and repeat signs.


LESSONS for the *BASS-VIOLA*

J

IGY ALMAN.



N



Lessons for the *BASE-VIOLA*.

A

LMAN.

Handwritten musical score for Base Viola, page 90. The score consists of four systems of staves. Each system has a treble clef and a bass clef. The first system is marked with a large 'A'. Above the first staff of each system are rhythmic markings consisting of vertical stems with flags, some with 'p' or 'f' above them. The notation includes various note values (quarter, eighth, sixteenth notes) and rests, with some notes beamed together. The second system has a 'p' marking above the first staff. The third system has a 'p' marking above the first staff. The fourth system has a 'p' marking above the first staff. The score is written in a historical style with some ink bleed-through and wear on the paper.

Lessons for the **BASS VIOLA**.

S

Fingerings: $\downarrow \downarrow \downarrow$ $\downarrow \downarrow$ $\downarrow \downarrow$ $\downarrow \downarrow$ $\downarrow \downarrow$ $\downarrow \downarrow$ $\downarrow \downarrow$ $\downarrow \downarrow$ $\downarrow \downarrow$ $\downarrow \downarrow$ $\downarrow \downarrow$ $\downarrow \downarrow$ $\downarrow \downarrow$

Notes: $a b d$ $d e d$ $d e$ $a e d$ $e a e$ d $a f$ $d e d a$ a $a e d a$ a d e

ARABAND.

Fingerings: $\downarrow \downarrow$ $\downarrow \downarrow$ $\downarrow \downarrow$ $\downarrow \downarrow$ $\downarrow \downarrow$ $\downarrow \downarrow$ $\downarrow \downarrow$ $\downarrow \downarrow$ $\downarrow \downarrow$ $\downarrow \downarrow$ $\downarrow \downarrow$ $\downarrow \downarrow$ $\downarrow \downarrow$ $\downarrow \downarrow$

Notes: $d e e$ a $a e$ a a d $e d$ a $e a e$ $e d$ $b a$ $d e d$ e d $e e e e$ e

Fingerings: $\downarrow \downarrow$ $\downarrow \downarrow$ $\downarrow \downarrow$ $\downarrow \downarrow$ $\downarrow \downarrow$ $\downarrow \downarrow$ $\downarrow \downarrow$ $\downarrow \downarrow$ $\downarrow \downarrow$ $\downarrow \downarrow$ $\downarrow \downarrow$ $\downarrow \downarrow$ $\downarrow \downarrow$ $\downarrow \downarrow$

Notes: $e d e a$ $d e d$ a $e e$ $a f e f$ $a a a$ $d e$ $d e a$ e d $b a$ a e $d b a$

Fingerings: $\downarrow \downarrow$ $\downarrow \downarrow$ $\downarrow \downarrow$ $\downarrow \downarrow$ $\downarrow \downarrow$ $\downarrow \downarrow$ $\downarrow \downarrow$ $\downarrow \downarrow$ $\downarrow \downarrow$ $\downarrow \downarrow$ $\downarrow \downarrow$

Notes: $a f d$ e d $b a$ $e a d$ e a d e $d e d$

LESSONS for the *BASS-VIOLA*

Handwritten musical notation for the first system, featuring a large initial 'J' on the left. The notation includes rhythmic markings above the staff and various note values (e.g., eighth, sixteenth notes) on the staff lines.

IG. ALMAN.

Handwritten musical notation for the second system, continuing the piece with rhythmic markings and note values.

Handwritten musical notation for the third system, featuring rhythmic markings and note values.

Handwritten musical notation for the fourth system, concluding the piece with rhythmic markings and note values.



LESSONS for the *BASE-VIOL*

A

Handwritten musical notation for the first system, including a treble clef, a key signature of one flat (B-flat), and a 2/4 time signature. The notation consists of a single staff with notes and rests. Above the staff, there are several groups of vertical lines representing fingerings: III, I, II, I, I, I, II, I, III, I, III.

LMAN.

Handwritten musical notation for the second system, continuing the piece. It features a treble clef, a key signature of one flat, and a 2/4 time signature. The notation includes notes, rests, and slurs. Above the staff, there are groups of vertical lines representing fingerings: II, P, P, P, P, I, P, P, P, P, I, P, P, P, P.

Handwritten musical notation for the third system, continuing the piece. It features a treble clef, a key signature of one flat, and a 2/4 time signature. The notation includes notes, rests, and slurs. Above the staff, there are groups of vertical lines representing fingerings: P, P, II, P, P, P, I, P, P, P, P, P, P, P, P, P, P.

Handwritten musical notation for the fourth system, continuing the piece. It features a treble clef, a key signature of one flat, and a 2/4 time signature. The notation includes notes, rests, and slurs. Above the staff, there are groups of vertical lines representing fingerings: II, II, P, P, P, P, P, P, P, I, P, P, P, P, P, P, P.

LESSONS for the *BASS-VIOL.*

P.P.P *P.P.P* *↓ ↓ ↓* *↓ ↓ ↓* *↓ ↓ ↓* *↓ ↓ ↓* *↓ ↓ ↓*

The first system of music consists of three staves. Above the staves are several groups of notes with stems pointing downwards, indicating fingerings or bowings. The notation includes various note values and rests, with some notes marked with 'p' for piano.

S *f* *f* *↓ ↓ ↓* *↓ ↓ ↓* *↓ ↓ ↓* *↓ ↓ ↓* *↓ ↓ ↓* *↓ ↓ ↓* *↓ ↓ ↓*

The second system begins with a large, bold letter 'S'. It contains three staves of music with various notes and rests. The word 'ARABAND.' is written below the first staff. Above the staves are several groups of notes with stems pointing downwards. The notation includes various note values and rests, with some notes marked with 'f' for forte.

↓ ↓ ↓ *↓ ↓ ↓* *↓ ↓ ↓* *↓ ↓ ↓* *↓ ↓ ↓* *↓ ↓ ↓* *↓ ↓ ↓* *↓ ↓ ↓* *↓ ↓ ↓* *↓ ↓ ↓*

The third system consists of three staves of music. Above the staves are several groups of notes with stems pointing downwards. The notation includes various note values and rests, with some notes marked with 'p' for piano.

↓ ↓ ↓ *↓ ↓ ↓* *↓ ↓ ↓* *↓ ↓ ↓* *↓ ↓ ↓* *↓ ↓ ↓* *↓ ↓ ↓* *↓ ↓ ↓* *↓ ↓ ↓* *↓ ↓ ↓*

The fourth system consists of three staves of music. Above the staves are several groups of notes with stems pointing downwards. The notation includes various note values and rests, with some notes marked with 'p' for piano.

LESSONS for the *BASE-VIOL.*

Handwritten musical notation for the first system, consisting of three staves. The notation includes various notes (b, a, b) and rests, with dynamic markings such as *f* and *a*. Above the staves, there are several groups of notes with stems pointing downwards, likely indicating fingerings or bowings.

Handwritten musical notation for the second system, starting with the title *The Tuning.* followed by a large **C** time signature. The notation includes notes and rests, with a dynamic marking *f*. Above the staves, there are several groups of notes with stems pointing downwards. Below the staves, the word *ORANT.* is written.

Handwritten musical notation for the third system, consisting of three staves. The notation includes notes and rests, with dynamic markings such as *f* and *a*. Above the staves, there are several groups of notes with stems pointing downwards.

Handwritten musical notation for the fourth system, consisting of three staves. The notation includes notes and rests, with dynamic markings such as *f* and *a*. Above the staves, there are several groups of notes with stems pointing downwards. At the bottom of the page, the number *O 2* is written.

